



City of Farmington
354 W. Main Street
P.O. Box 150
Farmington, AR 72730
479-267-3865
479-267-3805 (fax)

CITY COUNCIL AGENDA

August 8, 2022

A regular meeting of the Farmington City Council will be held on
Monday, August 8, 2022, 6:00 p.m.
City Hall
354 W. Main Street, Farmington, Arkansas.

1. Call to Order – Mayor Ernie Penn
2. Roll Call – City Clerk Kelly Penn
3. Pledge of Allegiance
4. Comments from Citizens – the Council will hear brief comments at this time from citizens. No action will be taken. All comments will be taken under advisement.
5. Approval of the minutes - July 11, 2022, City Council Minutes
6. Financial Reports
7. Entertain a motion to read all ordinances and resolutions by title only.
8. Proclamations, special announcements, committee/commission/council appointments.
 - a. **Recognize School Resource Officer Jimmy Brotherton – SRO of the year for the State of Arkansas.**
9. Committee Reports
 - b. Street Committee
 - c. Community Development Committee
 - d. Park & Recreation Committee
10. Items to be removed from City of Farmington Inventory –

NEW BUSINESS

11. Ordinance No. 2022-14 An ordinance to amend Ordinance No. 99.8.1 (D), §3 to modify the measuring criteria for lots in Cul-de-Sacs.

12. Award bid to Sweetser Construction in the amount of \$127,070 for construction of RCP drainage structures on Goose Creek Road.

13. 2022 additional subsidy funding request from Central EMS in the amount of \$28,655.00.

INFORMATIONAL ITEMS:

- A. City Business Manager Report
- B. Court Clerk Monthly Distribution Report
- C. Fire Department Report
- D. Police Department Report
- E. Building/Public Works Report
- F. Library Report
- G. Sports & Recreation Report
- H. Planning Commission Minutes
- I. Ozark Regional Transit

MINUTES

Minutes of the Regular Farmington City Council Meeting July 11, 2022

The regular meeting of the Farmington City Council scheduled for Monday, July 11th, 2022 was called to order at 6:00 pm by Mayor Ernie Penn. City Clerk Kelly Penn called the roll and the following Council Members answered to their names: Hunter Carnahan, Keith Lipford, Linda Bell, Brenda Cunningham, Bobby Morgan. Diane Bryant and Shelly Parsley. City Attorney Tennant and Council Member Mathews were absent.

Comments from Citizens

Mayor Penn asked if there was anyone who wished to comment at this time.

Barton Dennis, 161 Applewood – Spoke about the sewer project along Southwind's road, he was unaware of the project that started in October of 2021. It has been a disaster since day one. It is an eyesore and nothing but problems. It has gone on for 9 months and he is done.

Approval of the minutes for the June 13th, 2022 Regular Meeting.

On the motion of Council Member Bryant, a second by Council Member Parsley and by the consent of all Council Members present after a roll call vote, the minutes were approved as presented by a vote of 7-0.

Financial Reports.

Mayor Penn presented the financial reports to the City Council. City sales tax increased 16.1% and State sales tax increased 19.20%.

Entertain a motion to read all Ordinances and Resolutions by title only.

On the motion of Council Member Bryant and a second by Council Member Lipford and by the consent of all Council Members present after a roll call vote, the motion to read all Ordinances and Resolutions by title only was approved 7-0.

Proclamations, Special Announcements, Committee/Commission Appointments. Committee Reports

Recognition -Fire Chief Hellard recognized Fireman Logan Hattabaugh for a letter of praise he received regarding his actions helping a woman at an out of town event when she was injured.

Annual Fireworks display - Mayor Penn advised the council that the Fireworks display had a malfunction and that 155 cannisters failed to go off due to a wireless ignitor device failure. The company will credit the city with that amount for next year's show.

Hwy 170 Project - Mayor Penn advised a meeting was held with representatives from ARDOT & Washington Water Authority on July 7th to try and resolve the final cost adjustment for the WWA line removal and update. WWA has yet to submit the final numbers.

City of Fayetteville Water Rate Hike – Mayor Penn attended a meeting with the City of Fayetteville regarding the proposed water rate hike. He will address the Fayetteville City Council at their July 19th meeting.

Committee Reports.

Street Committee – No meeting was held.

Parks & Recreation Committee – No meeting was held.

Community Development Committee – No meeting was held.

Items to be removed from City of Farmington Inventory –Fire Department item was removed from agenda until replacement vehicle can be acquired.

Old Business

Ordinance No. 2022-11 An Ordinance to vacate the unused right of way located at the corner of Hill Street and West Vine Street, Farmington, AR and for other purposes.

Mayor Penn read the memo from City Attorney Tennant advising that the issue between the two landowners had been resolved. Council Member Bryant was not in favor of this, she felt this restricted the city's access to the creek. She advised she did not think it was in our best interest to give away easements for nothing. Mayor Penn called for public comment, there was none. Council Member Morgan made a motion to suspend the rule requiring the reading of an ordinance in full on three different dates be suspended and for Ordinance 2022-11 to be read one time by title only it was seconded by Council Member Lipford and after a roll call vote, the motion was approved 7-0. City Clerk Penn read Ordinance 2022-11 by title only. Mayor Penn asked shall the ordinance pass? After a roll call vote the motion passed 6-1, with Council Member Bryant voting no. A motion to pass Ordinance 2022-11 with an Emergency Clause was made by Council Member Carnahan and seconded by Council Member Morgan after a roll call vote the motion passed 6-1, with Council Member Bryant voting no.

New Business

Ordinance No. 2022-13 An Ordinance extending moratorium on any new multi-family rezoning requests for six months.

Mayor Penn called for public comment, there was none. Council Member Bryant made a motion to suspend the rule requiring the reading of an ordinance in full on three different dates be suspended and for Ordinance 2022-13 be read one time by title only, it was seconded by Council Member Lipford and after a roll call vote, the motion was approved 7-0. City Clerk Kelly Penn read Ordinance 2022-13 by title only. Mayor Penn asked Shall the ordinance pass? After a roll call vote the motion passed 7-0. A motion to pass Ordinance 2022-13 with an Emergency Clause was made by Council Member Bryant and seconded by Council Member Cunningham, after a roll call vote the motion passed 7-0.

Award contract to Burns McDonnell for engineering services in the amount of \$106,700.00 for final trail designs.

Aaron Boehler gave a brief overview of the progress of the project to the council. Mayor Penn called for public comment, there was none. On the motion of Council Member Bell and a second by Council Member Morgan and by the consent of all Council Members present after a roll call vote, the motion to award the contract to Burns McDonnell for engineering services in the amount of \$106,700 for the final trail design was approved 7-0.

There being no further business to come before the council and on the motion of Council Member Morgan and seconded by Council Member Lipford and by the consent of all members present, the meeting adjourned at 6:38pm until the next regularly scheduled meeting to be held Monday, August 8th, 2022 in the City Council Chambers at City Hall, located at 354 West Main Street, Farmington, Arkansas.

Approved;

Mayor Ernie Penn

Attest; _____

City Clerk Kelly Penn

Financial

MONTH	CITY SALES TAX		STATE SALES TAX		STATE SALES TAX	
	2021	2022	2021	2022	2021	2022
JANUARY	\$ 176,605.15	\$ 253,791.83	\$ 118,422.94	\$ 149,600.30		
FEBRUARY	\$ 191,113.19	\$ 268,481.85	\$ 132,077.29	\$ 160,478.16		
MARCH	\$ 173,156.53	\$ 220,557.24	\$ 116,243.77	\$ 137,886.58		
APRIL	\$ 159,711.77	\$ 204,221.59	\$ 103,435.79	\$ 132,413.09		
MAY	\$ 212,317.86	\$ 255,812.04	\$ 145,997.63	\$ 158,981.00		
JUNE	\$ 195,552.42	\$ 227,119.01	\$ 133,392.16	\$ 151,944.94		
JULY	\$ 203,173.25	\$ 254,482.95	\$ 133,013.22	\$ 158,818.37		
AUGUST	\$ 207,265.88		\$ 130,850.39			
SEPTEMBER	\$ 239,117.11		\$ 136,498.27			
OCTOBER	\$ 225,821.18		\$ 146,632.25			
NOVEMBER	\$ 247,429.21		\$ 145,564.50			
DECEMBER	\$ 233,116.01		\$ 141,427.84			
Monthly Comparison - July 2021/July 2022		\$ 51,309.70	Increase (Decrease)	\$ 77,114.85	\$ 25,805.15	
YTD comparison		Increase for 2022 over 2021 YTD - City Sales Tax	\$ 372,836.34	Increase for 2022 over 2021 YTD - State Sales Tax	\$ 141,734.49	
Total Actual Income vs 2022 Budgeted Income		County Wide Sales Tax		Total Sales Tax Increase YTD 2022	\$ 514,570.83	
Budget 2022		\$1,444,984.82	\$2,100,000.00			
Actual 2022 (thru July)		\$1,050,122.44	\$1,684,466.51			

8/2/2022

GENERAL FUND

9:56 AM

Statement of Revenue and Expenditures

	Year-To-Date	Annual Budget	Jan 2022
	Jan 2022	Jan 2022	Dec 2022
	Jul 2022	Dec 2022	Percent of
	Actual		Budget
Revenue & Expenditures			
GENERAL REVENUES			
Revenue			
ACCIDENT REPORT REVENUES	1,015.10	1,500.00	67.67%
ACT 833	21,422.80	20,000.00	107.11%
ALCOHOL SALES TAX	3,254.20	4,000.00	81.36%
ANIMAL CONTROL REVENUES	1,826.05	2,500.00	73.04%
BUILDING INSPECTION FEES	217,974.27	175,000.00	124.56%
BUSINESS LICENSES	5,815.20	6,000.00	96.92%
CITY COURT FINES	76,307.70	120,000.00	63.59%
CITY SALES TAX REVENUES	1,684,466.51	2,100,000.00	80.21%
COUNTY TURNBACK	409,330.26	475,000.00	86.17%
DEVELOPMENT FEES	28,719.09	20,000.00	143.60%
FRANCHISE FEES	314,661.28	375,000.00	83.91%
GARAGE SALE PERMITS	1,107.50	2,000.00	55.38%
GRANTS	844,183.69	0.00	0.00%
INTEREST REVENUES	7,955.61	20,000.00	39.78%
MISCELLANEOUS REVENUES	33,759.09	0.00	0.00%
Off Duty Police Reimbursement	2,421.48	4,000.00	60.54%
PARK RENTAL	3,698.26	5,000.00	73.97%
PAYMENT IN LIEU OF	34,200.00	125,000.00	27.36%
Police Stipend Income	96,885.00	0.00	0.00%
SALES TAX - OTHER	1,050,122.44	1,444,984.82	72.67%
SPORTS COMPLEX FEES	45,876.79	35,000.00	131.08%
SRO REIMBURSEMENT REVENUES	50,543.83	100,000.00	50.54%
STATE TURNBACK	77,757.93	95,000.00	81.85%
Revenue	\$5,013,304.08	\$5,129,984.82	

8/2/2022

GENERAL FUND

9:56 AM

Statement of Revenue and Expenditures

	Year-to-Date	Annual Budget	Jan 2022
	Jan 2022 Jul 2022 Actual	Jan 2022 Dec 2022	Dec 2022 Percent of Budget
ADMINISTRATIVE DEPT			
Expenses			
ADDITIONAL SERVICES EXPENSE	138,596.03	190,000.00	72.95%
ADVERTISING EXPENSE	1,319.88	6,000.00	22.00%
BANK CHARGE	1,692.06	0.00	0.00%
BUILDING MAINT & CLEANING	28,859.89	35,000.00	82.46%
CREDIT CARD FEE EXPENSE	0.00	1,000.00	0.00%
ELECTION EXPENSES	0.00	5,000.00	0.00%
ENGINEERING FEES	77,041.33	200,000.00	38.52%
INSURANCES EXPENSE	335.81	75,000.00	0.45%
LEGAL FEES	3,801.80	10,000.00	38.02%
MATERIALS & SUPPLIES EXPENSE	12,190.46	17,000.00	71.71%
MISCELLANEOUS EXPENSE	404,093.41	2,000.00	20,204.67%
NEW EQUIPMENT PURCHASE	11,455.41	25,000.00	45.82%
PAYROLL EXP - CITY ATTRNY	38,050.60	65,000.00	58.54%
PAYROLL EXP - ELECTED OFFICIAL	78,738.70	132,000.00	59.65%
PAYROLL EXP - REGULAR	140,923.98	243,000.00	57.99%
PLANNING COMMISSION	11,915.90	21,000.00	56.74%
POSTAGE EXPENSE	567.47	2,000.00	28.37%
PROFESSIONAL SERVICES	28,539.19	10,000.00	285.39%
REPAIR & MAINT - BUILDING	109.75	2,500.00	4.39%
REPAIR & MAINT - OFFICE EQUIP	2,088.80	4,000.00	52.22%
SERVICE CHARGES	30.00	1,000.00	3.00%
TECHNICAL SUPPORT	18,530.80	40,000.00	46.33%
TELECOMMUNICATION EXPENSES	2,149.92	12,000.00	17.92%
TRAVEL, TRAINING & MEETINGS	10,884.73	20,000.00	54.42%
UTILITIES EXPENSES	52,297.55	70,000.00	74.71%
Expenses	\$1,064,213.47	\$1,188,500.00	

8/2/2022

GENERAL FUND

9:56 AM

Statement of Revenue and Expenditures

	<u>Year-To-Date</u>	<u>Annual Budget</u>	<u>Jan 2022</u>
	<u>Jan 2022</u>	<u>Jan 2022</u>	<u>Dec 2022</u>
	<u>Jul 2022</u>	<u>Dec 2022</u>	<u>Percent of</u>
	<u>Actual</u>		<u>Budget</u>
ANIMAL CONTROL DEPT			
Expenses			
FUEL EXPENSES	923.07	2,000.00	46.15%
MATERIALS & SUPPLIES EXPENSE	1,258.54	1,100.00	114.41%
PAYROLL EXP - REGULAR	37,871.49	67,000.00	56.52%
PROFESSIONAL SERVICES	7,320.00	15,000.00	48.80%
REPAIR & MAINT - AUTOMOBILES	39.55	1,500.00	2.64%
REPAIR & MAINT - EQUIPMENT	0.00	500.00	0.00%
TRAVEL, TRAINING & MEETINGS	0.00	500.00	0.00%
UNIFORMS/GEAR EXPENSE	65.90	500.00	13.18%
	Expenses	\$47,478.55	\$88,100.00

8/2/2022

GENERAL FUND

9:56 AM

Statement of Revenue and Expenditures

	Year-To-Date	Annual Budget	Jan 2022
	Jan 2022	Jan 2022	Dec 2022
	Jul 2022	Dec 2022	Percent of
	Actual		Budget
BUILDING PERMIT DEPT			
Expenses			
FUEL EXPENSES	2,983.41	6,000.00	49.72%
NEW EQUIPMENT PURCHASE	383.03	0.00	0.00%
PAYROLL EXP - REGULAR	87,696.90	159,800.00	54.88%
REPAIR & MAINT - AUTOMOBILES	1,468.28	2,000.00	73.41%
TRAVEL, TRAINING & MEETINGS	4,002.88	5,000.00	80.06%
UNIFORMS/GEAR EXPENSE	0.00	1,000.00	0.00%
Expenses	\$96,534.50	\$173,800.00	

8/2/2022

GENERAL FUND

9:56 AM

Statement of Revenue and Expenditures

	Year-To-Date	Annual Budget	Jan 2022
	Jan 2022	Jan 2022	Dec 2022
	Jul 2022	Dec 2022	Percent of
	Actual		Budget
FIRE DEPT			
Expenses			
ADVERTISING EXPENSE	2,034.83	1,000.00	203.48%
BUILDING MAINT & CLEANING	16,172.00	0.00	0.00%
FUEL EXPENSES	7,408.77	7,800.00	94.98%
HAZMAT EXPENSES	2,270.12	2,400.00	94.59%
MATERIALS & SUPPLIES EXPENSE	4,141.31	9,500.00	43.59%
MISCELLANEOUS EXPENSE	0.00	500.00	0.00%
NEW EQUIPMENT PURCHASE	0.00	65,000.00	0.00%
PAYROLL EXP - REGULAR	491,491.21	880,350.00	55.83%
PROFESSIONAL SERVICES	4,631.00	5,000.00	92.62%
REPAIR & MAINT - BUILDING	84,659.62	18,200.00	465.16%
REPAIR & MAINT - EQUIPMENT	1,606.84	10,000.00	16.07%
REPAIR & MAINT - TRUCK	5,143.41	10,500.00	48.98%
TRAVEL, TRAINING & MEETINGS	4,283.79	18,000.00	23.80%
UNIFORMS/GEAR EXPENSE	13,819.01	15,700.00	88.02%
Expenses	\$637,661.91	\$1,043,950.00	

8/2/2022

GENERAL FUND

9:56 AM

Statement of Revenue and Expenditures

	Year-To-Date	Annual Budget	Jan 2022
	Jan 2022	Jan 2022	Dec 2022
	Jul 2022	Dec 2022	Percent of
	Actual		Budget
LAW ENFORCE - COURT			
Expenses			
MATERIALS & SUPPLIES EXPENSE	436.04	3,000.00	14.53%
MISCELLANEOUS EXPENSE	0.00	400.00	0.00%
NEW EQUIPMENT PURCHASE	0.00	3,000.00	0.00%
PAYROLL EXP - REGULAR	45,251.42	89,726.99	50.43%
POSTAGE EXPENSE	65.12	1,800.00	3.62%
PROSECUTING ATTORNEY	10,500.00	18,000.00	58.33%
REPAIR & MAINT - OFFICE EQUIP	0.00	500.00	0.00%
SPECIAL COURT COSTS	0.00	7,500.00	0.00%
TRAVEL, TRAINING & MEETINGS	150.00	6,000.00	2.50%
Expenses	\$56,402.58	\$129,926.99	

8/2/2022

GENERAL FUND

9:56 AM

Statement of Revenue and Expenditures

	<u>Year-To-Date</u>	<u>Annual Budget</u>	<u>Jan 2022</u>
	<u>Jan 2022</u>	<u>Jan 2022</u>	<u>Dec 2022</u>
	<u>Jul 2022</u>	<u>Dec 2022</u>	<u>Percent of</u>
	<u>Actual</u>		<u>Budget</u>
LAW ENFORCE - POLICE			
Expenses			
ADVERTISING EXPENSE	0.00	100.00	0.00%
BREATHALYZER EXPENSES	344.36	700.00	49.19%
DRUG TASK FORCE	1,500.00	2,000.00	75.00%
FUEL EXPENSES	28,218.05	65,000.00	43.41%
MATERIALS & SUPPLIES EXPENSE	12,445.88	60,000.00	20.74%
MISCELLANEOUS EXPENSE	0.00	500.00	0.00%
NEW EQUIPMENT PURCHASE	0.00	81,000.00	0.00%
Off Duty Police Pay	2,077.75	4,000.00	51.94%
PAYROLL EXP - REGULAR	875,162.94	1,552,930.00	56.36%
PAYROLL EXP - SRO	80,829.92	160,930.00	50.23%
REPAIR & MAINT - AUTOMOBILES	21,319.21	25,000.00	85.28%
REPAIR & MAINT - EQUIPMENT	0.00	3,000.00	0.00%
TRAVEL, TRAINING & MEETINGS	1,642.20	7,000.00	23.46%
UNIFORMS/GEAR EXPENSE	8,451.93	15,000.00	56.35%
	<u>\$1,031,992.24</u>	<u>\$1,977,160.00</u>	

8/2/2022

GENERAL FUND

9:56 AM

Statement of Revenue and Expenditures

	<u>Year-To-Date</u>	<u>Annual Budget</u>	<u>Jan 2022</u>
	<u>Jan 2022</u>	<u>Jan 2022</u>	<u>Dec 2022</u>
	<u>Jul 2022</u>	<u>Dec 2022</u>	<u>Percent of</u>
	<u>Actual</u>		<u>Budget</u>
LIBRARY			
Expenses			
LIBRARY TRANSFER	57,000.00	57,000.00	100.00%
Expenses	\$57,000.00	\$57,000.00	

8/2/2022

GENERAL FUND

9:56 AM

Statement of Revenue and Expenditures

	Year-To-Date	Annual Budget	Jan 2022
	Jan 2022	Jan 2022	Dec 2022
	Jul 2022	Dec 2022	Percent of
	Actual		Budget
PARKS DEPT			
Expenses			
CAPITAL IMPROVEMENT	0.00	125,000.00	0.00%
ENGINEERING FEES	36,936.00	25,000.00	147.74%
MATERIALS & SUPPLIES EXPENSE	3,634.42	10,000.00	36.34%
MISCELLANEOUS EXPENSE	150.00	0.00	0.00%
NEW EQUIPMENT PURCHASE	6,643.67	20,000.00	33.22%
PAYROLL EXP - REGULAR	111,486.22	182,297.83	61.16%
PROFESSIONAL SERVICES	0.00	2,500.00	0.00%
REPAIR & MAINT - BUILDING	606.95	0.00	0.00%
REPAIR & MAINT - EQUIPMENT	2,512.15	3,000.00	83.74%
SPORTS PARK MATERIALS	11,878.37	25,000.00	47.51%
SPORTS PARK NEW EQUIP	0.00	10,000.00	0.00%
SPORTS PARK PROF SERV	37,333.22	45,000.00	82.96%
SPORTS PARK REPAIR/MAINT	632.76	2,500.00	25.31%
SPORTS PARK UNIFORMS	375.13	250.00	150.05%
SPORTS PARK UTILITIES	9,468.95	15,000.00	63.13%
UNIFORMS/GEAR EXPENSE	93.93	1,000.00	9.39%
UTILITIES EXPENSES	6,190.92	5,000.00	123.82%
Expenses	\$227,942.69	\$471,547.83	

LIBRARY FUND
Statement of Revenue and Expenditures

	Current Period Jan 2022 Jul 2022 Actual	Annual Budget Jan 2022 Dec 2022	Jan 2022 Dec 2022 Percent of Budget
Revenue & Expenditures			
Revenue			
Donations	909.50	0.00	0.00%
FINES & COSTS	25.00	0.00	0.00%
FINES/LOST ITEMS	1,771.65	2,000.00	88.58%
INTEREST REVENUES	25.91	0.00	0.00%
TRANS FROM GENERAL FUND	57,000.00	57,000.00	100.00%
WASHINGTON CO LIBRARY	153,243.00	216,994.00	70.62%
Revenue	\$212,975.06	\$275,994.00	
Expenses			
ADVERTISING EXPENSE	119.99	1,000.00	12.00%
BOOKS AND MEDIA	20,554.19	32,000.00	64.23%
BUILDING MAINT & CLEANING		4,800.00	0.00%
GRANT EXPENSE	3,054.24	0.00	0.00%
MATERIALS & SUPPLIES EXPENSE	21,622.32	14,694.00	147.15%
MISCELLANEOUS EXPENSE		500.00	0.00%
NEW EQUIPMENT PURCHASE	2,381.56	7,000.00	34.02%
PAYROLL EXP - REGULAR	108,918.24	200,700.00	54.27%
POSTAGE EXPENSE	26.30	300.00	8.77%
PROGRAMS EXPENSE	3,050.00	4,000.00	76.25%
REPAIR & MAINT - BUILDING	1,567.09	0.00	0.00%
TECHNICAL SUPPORT	3,952.00	7,000.00	56.46%
TRAVEL, TRAINING & MEETINGS	370.00	1,000.00	37.00%
UTILITIES EXPENSES	1,936.64	3,000.00	64.55%
Expenses	\$167,552.57	\$275,994.00	

STREET FUND
Statement of Revenue and Expenditures

	Year-To-Date Jan 2022 Jul 2022 Actual	Annual Budget Jan 2022 Dec 2022	Jan 2022 Dec 2022 Percent of Budget
Revenue & Expenditures			
Revenue			
GRANTS	24,400.00	0.00	0.00%
INTEREST REVENUES	139.54	1,000.00	13.95%
MISCELLANEOUS REVENUES	0.00	100.00	0.00%
STREET COUNTY TURNBACK	45,003.52	45,000.00	100.01%
STREET STATE TURNBACK	373,200.41	450,000.00	82.93%
TRANSFER INCOME	389,342.02	389,342.02	100.00%
Revenue	\$832,085.49	\$885,442.02	
Expenses			
ADVERTISING EXPENSE	0.00	1,000.00	0.00%
ENGINEERING FEES	9,412.33	30,000.00	31.37%
FUEL EXPENSES	5,820.08	12,500.00	46.56%
MATERIALS & SUPPLIES EXPENSE	10,165.40	15,000.00	67.77%
MISCELLANEOUS EXPENSE	0.00	500.00	0.00%
NEW EQUIPMENT PURCHASE	92,039.64	125,000.00	73.63%
PAYROLL EXP - REGULAR	120,743.99	219,342.02	55.05%
PROFESSIONAL SERVICES	5,584.56	2,000.00	279.23%
REPAIR & MAINT - BUILDING	6,872.00	2,000.00	343.60%
REPAIR & MAINT - EQUIPMENT	2,544.26	10,000.00	25.44%
STREET LIGHTS	38,220.23	150,400.00	25.41%
STREET/ROAD REPAIRS	428,181.50	300,000.00	142.73%
TRAVEL, TRAINING & MEETINGS	0.00	500.00	0.00%
UNIFORMS/GEAR EXPENSE	438.03	2,200.00	19.91%
UTILITIES EXPENSES	11,836.93	15,000.00	78.91%
Expenses	\$731,858.95	\$885,442.02	



MEMBER FDIC

Account Portfolio as of Tuesday, 08/02/2022 10:06:26 AM

Account Display

- Display By Account Type Sort By Account Number
- Display By Asset/Liability Sort By Account Name

Checking Accounts

Account Name	Account Number	Today's Beginning Balance	Available Balance	Collected Balance	Relationship Balance
<u>Administration of Justice</u>		\$0.00	\$0.00	\$0.00	\$0.00
<u>ARPA Fund</u>		\$1,412,502.26	\$1,412,502.26	\$1,412,502.26	\$0.00
<u>Catastrophic</u>		\$137,731.30	\$137,731.30	\$137,731.30	\$0.00
<u>Court Automation</u>		\$47,712.66	\$47,712.66	\$47,712.66	\$0.00
<u>Court Fines</u>		\$23,287.52	\$24,012.52	\$24,012.52	\$0.00
<u>Debt Service</u>		\$2,162.92	\$2,162.92	\$2,162.92	\$0.00
<u>General Fund Checking</u>		\$2,004,360.49	\$2,003,922.28	\$2,003,922.28	\$0.00
<u>Library Fund</u>		\$134,128.36	\$134,128.36	\$134,128.36	\$0.00
<u>Money Market</u>		\$2,212,096.26	\$2,212,096.26	\$2,212,096.26	\$0.00
<u>Payroll Account</u>		\$38,901.85	\$34,546.50	\$34,546.50	\$0.00
<u>Street Fund</u>		\$716,382.38	\$716,343.05	\$716,343.05	\$0.00
Totals		\$6,729,266.00	\$6,725,158.11	\$6,725,158.11	



P.O. Box 1009
Searcy, AR 72145

Statement Date

06/30/22

Account Number

Page 1 of 3

1 CYCLE-019

CITY OF FARMINGTON

RECEIVED
JUL 07 2022

RECEIVED

JUL 08 2022

CITY OF FARMINGTON



*****AUTO**SCH 5-DIGIT 72761
16465 0.6480 AV 0.426 50 1 37
CITY OF FARMINGTON
PO BOX 150
FARMINGTON AR 72730-0150



Monthly Statement Summary

CHECKING ACCOUNT

NEG RATE MM INV PF

ACCOUNT NUMBER

PREVIOUS STATEMENT BALANCE AS OF 05/31/22	\$3,658,918.34
PLUS 2 DEPOSITS AND OTHER CREDITS	\$401,144.62
LESS 0 CHECKS AND OTHER DEBITS	\$0.00
CURRENT STATEMENT BALANCE AS OF 06/30/22	\$4,060,062.96
NUMBER OF DAYS IN THIS STATEMENT PERIOD	30

Checking Account Transactions

Date	Description	Debits	Credits
06/06	DEPOSIT		\$400,000.00
06/30	INTEREST PAYMENT		\$1,144.62

Balance By Date

05/31	\$3,658,918.34	06/06	\$4,058,918.34	06/30	\$4,060,062.96
-------	----------------	-------	----------------	-------	----------------

Committee Reports

August 8, 2022

To: City Council Members


**From: Bobby Morgan, Chairman
Floyd Shelley, Public Works Manager**

Re: Street Committee Report

- **Rosebay/Meadowsweet / Garland Mckee Drainage project----the drainage wall has been completed as of Friday July 22nd (see enclosed photos) The remaining items to be completed include cleaning out the drainage area that is in our drainage ROW behind the homes on Rosebay , this will be completed in early August by Leming Dozer /Backhoe service . Tomlinson Asphalt Company will be completing 2 drainage structures on the east side of the road across from Rosebay that will aid in keeping water in the drainage area, this project should be completed in early August. The cost will be \$22,234 for Tomlinson.**
- **Rheas Mill Road drainage repairs will be started and completed by NEC before school starts on August 15th.**
- **Goose Creek drainage project bid opening was Thursday July 28th. We only received 1 bid and the bid was from Sweetser Construction for \$127,070. This project will consist of 2 ---48" Reinforced Concrete Pipe to relieve water overtopping Goose Creek road and improve drainage flow . This bid item is on the agenda for approval by the Council.**









COMMUNITY DEVELOPMENT MINUTES

July 14, 2022

The meeting began at Razorback Pizza at noon. In attendance were: Melissa Mc, Marion Dunagan, Norm Toering, Garry Kirk and Diane B.

In the past years, the community development sponsored:

Daffodil Distribution by the garden club

I am working with Mindy Mahan from Chicken Holler to order the bulbs. Garden club managed the distribution. Should we ask people to agree to plant them? Diane contacted Chicken Holler and 1,500 bulbs have been ordered. The Garden Club will help with distribution.

Photo opportunity - Need hay bales and pumpkin decorations. Diane will check with Linda Morrow.

Elementary Art contest, I will check with the grades schools to see if they still want to continue.

In the past all children got a ribbon. Either white, red, or blue. What would you think if we had a grand prize winner from each grade?

We could create more interest and participation if we announced those winners publicly.

I will need help to judge the art. Let's make the deadline to turn them in October 1.

Rain Barrel for the extension office- Jane Maginot I will ask Busy Bees if they want her too.

Touch a Truck- Melissa will you contact the Fire Department

Upcoming Dates: Ribbon Cutting with the Chamber

August 11th Natural State Title located in the former PGTC building. Their address is 249 W. Main ST. Time 4-6 with the ribbon cutting at 5pm. I think they will do their own flyer.

August 18th Secure Space Storage located at 277 E Main St. They are next to Razorback Muffler. They would appreciate a flyer. The event will be from 11-1 with the ribbon cutting at noon.

August 27th Wag'n Tails 11am. Located at 188 W Main St. # 5. They are next to Subway. They would appreciate a flyer. They will serve hotdogs and give free nail trimmings all day.

Submitted,

Diane Bryant

Agenda Item 11

ORDINANCE NO. 2022-14

**AN ORDINANCE TO AMEND ORDINANCE NO. 99.8.1(D), §3 TO MODIFY
THE MEASURING CRITERIA FOR LOTS IN CUL-DE-SACS.**

WHEREAS, the criteria for measuring lot frontage in cul-de-sacs since 1998 has been based on where the lot intersected with the street right-of-way, and

WHEREAS, after a public hearing and discussion on Monday, July 25, 2022, the Farmington Planning Commission has determined that the criteria for measuring lot frontage should be based on the building setback.

NOW, THEREFORE, BE IT ORDAINED BY THE CITY COUNCIL OF FARMINGTON,
ARKANSAS:

SECTION 1: That Ordinance 99.8.1(D), §3 should be and is hereby amended as follows:

Lots that are either partially or completely a part of a cul-de-sac, for purposes of lot frontage, shall be measured by the length of the arc, based upon the radius of the cul-de-sac, that intersects the lot in question at the line signifying the building setback. Said arc must have a minimum distance of at least 75 feet.

SECTION 2: Any and all ordinances and parts of ordinances in conflict with this amendment are hereby repealed.

SECTION 3: EMERGENCY CLAUSE: That the Farmington City Council further determines that it is necessary to enact this ordinance without delay to allow current developers to apply this modification to cul-de-sacs in their preliminary plats; therefore, an emergency is hereby declared to exist, and this ordinance shall be in full force and effect from and after its passage and approval.

PASSED AND APPROVED this 8th day of August, 2022.

Ernie Penn, Mayor

ATTEST:

Kelly Penn, City Clerk

Agenda Item 12



354 W. Main Street
P.O. Box 150
Farmington, AR 72730
479-267-3865
479-267-3805 (fax)

Memo

To: Farmington City Council
Ernie Penn, Mayor
Kelly Penn, City Clerk

From: Floyd Shelley, Public Works Manager

Re: Award bid to Sweetser Construction in the amount \$127,070 for construction of RCP drainage structures on Goose Creek Road.

Date: August 8th, 2022

Recommendation

City staff recommends approval of this request

Background

There is an area on Goose Creek Road that when a large rain occurs it overtops this road. The existing drainage tiles are too small and need to be replaced with larger drainage pipes. We placed this project out for bids and we only received 1 bid. The Bid opening was Thursday July 28th at 10 am. Sweetser Construction was the only bidder for this project. The bid amount was \$127,070.

Discussion

The Project will consist of 2---48" Reinforced Concrete Pipe to relieve water from overtopping Goose Creek Road and improve drainage flow in this area to Goose Creek. This project should take 2 to 3 weeks once construction can start. WWA is having to relocate a water line because they are in the road ROW and that should be completed in August.

Budget Impact

\$127,070 Street budget



August 2, 2022

City of Farmington
Ernie Penn
354 W Main
Farmington, AR 72730

RE: Goose Creek Drainage Bid

Dear Mayor,

The low bidder as-read at the bid opening for the referenced project on July 28, 2022 was Sweetser Construction, Inc. Based upon my review of the bid and the bidder's qualifications, I find the low bidder satisfactory to perform the work under the contract.

Accordingly, I recommend that the low bidder be awarded the contract for this project, per the unit price, Total Bid Amount of \$127,070.00, conditional upon receiving acceptable bonds and insurances, as required in the contract documents.

Please don't hesitate to contact me if you have any questions regarding this matter.

Respectfully,

KMS Consulting Engineering

A handwritten signature in blue ink, appearing to read 'C. B. Brackett', written in a cursive style.

Christopher B Brackett, P.E.

GOOSE CREEK ROAD DRAINAGE IMPORVEMENTS:

Item #	Description	Quantity	Unit	Unit Price	Amount
1	Mobilization	1	LS	2,500.00	2,500.00
2	Remove Existing 24" RCP and dispose	1	LS	2,160.00	2,160.00
3	Saw-cut and Repair Roadway	1	LS	14,000.00	14,000.00
4	Install 48" RCP (total length)	120	LF	528.00	63,360.00
5	Install 48" RCP FES	4	EA	3,300.00	13,200.00
6	Traffic Control	1	LS	9,500.00	9,500.00
7	Clear + Grub (Including Tree Removal)	1	LS	7,500.00	7,500.00
8	Erosion Control	1	LS	500.00	500.00
9	Hay/Seed	2	EA	1,500.00	3,000.00
10	Install RipRap w/Geofabric	100	SY	80.00	8,000.00
11	Trench Safety	1	LS	1,500.00	1,500.00
12	Bond on Street/Drainage/ Water	1	LS	1,850.00	1,850.00
			Total		127,070.00

SWEETSER CONSTRUCTION, INC.
 590 W. POPLAR
 FAYETTEVILLE, AR 72703

Agenda Item 13



354 W. Main Street
P.O. Box 150
Farmington, AR 72730
479-267-3865
479-267-3805 (fax)

Memo

To: Farmington City Council
Kelly Penn, City Clerk

From: Mayor Ernie L Penn

Re: 2022 Additional Subsidy funding request from Central EMS in the amount of \$28,655

Date: August 8th, 2022

Recommendation

City staff recommends approval of this request as presented

Background

Each year the Cities and County pay a per capita rate to provide funding for the operation of Central EMS. The funding is based upon a per capita rate of \$6.06. Farmington's 2022 Subsidy is \$45,565 for 2022 to provide ambulance service to our city. This additional funding request of \$28,655 would be our share to help fund an income shortfall that CEMS has in 2022. The total shortfall will be \$1,043,178 and all of the Cities and the County are being asked to provide funds for this shortfall.

Discussion

The Central EMS board, which is made up of the Mayors and the County Judge in Washington County, met with the administrative team of CEMS on August 3rd and talked about the reasons for the shortfall. Some of the main reasons were from:

- Revenue loss of \$560,000 from Standbys due to Covid
- Oxygen and Supplies costs increased by 62%
- Fuel Cost increase from \$19,000 per month to \$43,000 per month
- Increased overtime pay due to staff shortages

All of the Mayors and County Attorney voted unanimously to approve the subsidy subject to their respective boards/Councils approving the expenditure.

Budget Impact

\$28,655

Informational Items



354 W. Main Street
P.O. Box 150
Farmington, AR 72730
479-267-3865
479-267-3805 (fax)
City Business Manager Report
August 2022
City Council Meeting

- Brian Clevenger and Taylor Talley will both celebrate five years; Floyd Shelly has 14 years and Brian Hubbard has 22 years with the City this month. Thank them all for their service!
- We've been working with regional planning to update our portion of the regional trail plan. Once we have more information we will report to you.
- We completed applications for both ArDot and NWARPC TAP Grants. If we receive these grants the money will go towards our trail project. Awards should be announced later in the summer.
- We have received our second deposit of ARPA funds late in July. The deposit is under grants in General Fund revenue in the amount of \$766,564.64. On August 1, 2022 the money was transferred into the ARPA account. This will be reflected on the August statement.
- There is a new line item in General Fund revenue titled Police Stipend, in the amount of \$96,885.00. We ran a payroll to pay the police officers their stipend and these funds were transferred into the Payroll account. The money covered \$5,000 stipend for 18 officers, plus the city portion of Social Security and Medicare.
- We are meeting with the new owners of the duplexes on Alberta to discuss an easement for our trail project.
- No word from legislative audit yet. I'll let you all know when they schedule our audit.

"Stay away from those people who try to disparage your ambitions. Small minds will always do that, but great minds will give you a feeling that you can become great too."
~ Mark Twain

WASHINGTON COUNTY DISTRICT COURT FARMINGTON DEPARTMENT MONTHLY DISTRIBUTION WORKSHEET JULY 2022

ADMIN OF JUSTICE FUND	Check 1	Dept. of Finance and Administration	Total for Check 1	\$ 1,831.40	Chk# 2214
	Check 2	General Fund	Total for Check 2	\$ 1,814.85	Chk# 2215
	Check 3	Washington County Treasurer (Act 1256)	Total for Check 3	\$ 1,532.75	Chk# 2216
Total Checks Admin of Justice					\$5,179.00

COURT COST & FINE	Check 4	Administration of Justice Fund				
		CCCR- Court Cost-Criminal	\$	825.00		
		CCCRO-CourtCost Criminal Ordinance	\$	50.00		
		CCDWI-Court Cost DWI	\$	865.00		
		CCTR- Court Cost-Traffic	\$	1,789.00		
		CCTRO- Court Cost-Traffic Ordinance	\$	1,520.00		
		CCFTPI - Court Cost Insurance	\$	130.00		
		Total for Check 4		Chk# 3815	\$5,179.00	
	Check 5	General Fund				
		FINE- Fines Collected	\$	6,974.00		
	WF - Warrant Fee	\$	255.00			
	FTPFL-FTPFL+60 Days Fines-Local	\$	90.00			
	NLIFL-No Liability Ins. Fines-Local	\$	315.00			
	Total for Check 5		Chk# 3816	\$7,634.00		
Check 6	Court Automation Fund					
	CFEE-Local Court Automation	\$	905.00			
	Total for Check 6		Chk# 3817	\$905.00		
Check 7	Department of Finance & Administration					
	CFEES - State Court Automation Fee	\$	906.50			
	DCSAF - Drug Crime Special Assess Fee	\$	15.00			
	DVPFF - Domestic Violence Peace Fund Fee	\$	10.00			
	NIFS - New Installment Fee - State	\$	1,814.50			
	Total for Check 7		Chk# 3818	\$2,746.00		
Check 8	Arkansas State Treasury					
	FTPIFSS - Arkansas First Responder Fund 80%	\$	10.00			
	MVLF- Motor Vehicle Liability Fine	\$	60.00			
	Total for Check 8		Chk# 3819	\$70.00		
Check 9	Washington County Treasurer					
	JBAF - Jail Booking and Admin Fee	\$	40.00			
	CJF - County Jail Fee	\$	1,196.00			
	Total for Check 9		Chk# 3820	\$1,236.00		
Check 10	RF - Restitution Fee					
	Amanda Leigh Hoskins /Kimberly Meyer CR-19-873	\$	60.00			
	Total for Check 10		Chk# 3821	\$60.00		

Monthly Total	\$17,830.00
Year to Date	\$133,288.37



Ernie Penn, Mayor

8-3-2022

Date

 8/3/2022

Graham Nations, District Judge Date

Kim Bentley, Chief Court Clerk

Date

Fire Department



August 2022 Monthly Report for the Mayor and City Council

Information:

Three newly hired firefighters will attend FF1 and 2 training beginning this month.

The Fire Department has had 100 overlapping calls this year. This is 16% of our call volume. The Department had 12 overlapping calls in July. This was 14% of our call volume in July. The Department hosted a pipeline awareness class for Washington County and participated in a drill involving the Farmington School System.

Farmington Fire Department

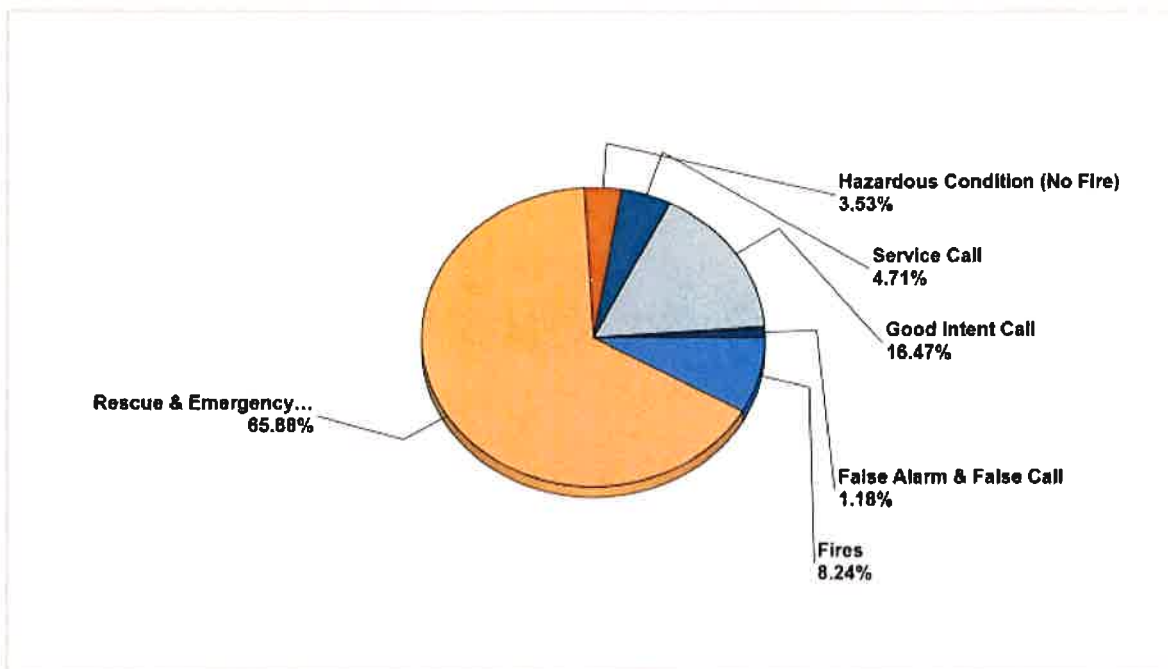
Farmington, AR

This report was generated on 8/1/2022 11:31:50 AM



Breakdown by Major Incident Types for Date Range

Zone(s): All Zones | Start Date: 07/01/2022 | End Date: 07/31/2022



MAJOR INCIDENT TYPE	# INCIDENTS	% of TOTAL
Fires	7	8.24%
Rescue & Emergency Medical Service	56	65.88%
Hazardous Condition (No Fire)	3	3.53%
Service Call	4	4.71%
Good Intent Call	14	16.47%
False Alarm & False Call	1	1.18%
TOTAL	85	100%

Fire Department



Farmington Fire Department

Farmington, AR

This report was generated on 8/1/2022 11:22:40 AM



Code Hours Summary per Training Code For Date Range

Training Code(s): All Training Codes | Start Date: 07/01/2022 | End Date: 07/31/2022

Total Training Hours By Code	
Total Hours for Training Code:Apparatus Operator: Pumper	0:00
Total Hours for Training Code:Apparatus Operator: Pumper Skills	0:00
Total Hours for Training Code:Care of Apparatus and Equipment	71:00
Total Hours for Training Code:Emergency Response Guide Book	0:00
Total Hours for Training Code:EMS - Airway Training	12:00
Total Hours for Training Code:EMS - BCLS	0:00
Total Hours for Training Code:EMS - BTLs	0:00
Total Hours for Training Code:EMS CEU'S	47:00
Total Hours for Training Code:EMS-Trauma	12:30
Total Hours for Training Code:Evaluation and Discipline	0:00
Total Hours for Training Code:Fire Attack	1:00
Total Hours for Training Code:Fire Ground Health and Safety	72:00
Total Hours for Training Code:Fire Inspections	17:00
Total Hours for Training Code:Fire Officer Communications	3:00
Total Hours for Training Code:Fire Officer II Course	40:00
Total Hours for Training Code:Fire Pumps	0:00
Total Hours for Training Code:Firefighting Tactics	04:00
Total Hours for Training Code:Firefighting Tools	3:00
Total Hours for Training Code:Forcible Entry	3:00
Total Hours for Training Code:Hazmat Refresher	02:00
Total Hours for Training Code:Hose Practices	21:00
Total Hours for Training Code:Ladder Practices	4:30
Total Hours for Training Code:Leading the Fire Company	0:00
Total Hours for Training Code:Managing Incidents	1:30
Total Hours for Training Code:Map and Territory Study	23:00
Total Hours for Training Code:Monitoring Equipment	00:00
Total Hours for Training Code:New Hardware/Software Orientation	0:00
Total Hours for Training Code:Portable Extinguishers	0:00
Total Hours for Training Code:Pre-Fire Planning	2:00
Total Hours for Training Code:Radio Communications	0:00
Total Hours for Training Code:Rapid Intervention Crew Certification Course	3:00
Total Hours for Training Code:Required Recruit Training	200:00
Total Hours for Training Code:SCBA	49:00
Total Hours for Training Code:Scenario	0:00
Total Hours for Training Code:Sprinklers and Standpipes	0:00

Displays the total training hours per for each of the selected Training Codes. NOTE that this report only applies to accounts that are set to Track Hours by Training Code. Archived Training Codes are not included in this report. This report also includes hours for non-agency Personnel. This report pulls training hours from the Training Code Hours field on the Info Page.



Total Hours for Training Code: Technical Decontamination	0:00
Totals for all selected Training Codes 7/1/2022 - 7/31/2022	23 personnel 730:30

Farmington Police Dept.

Offenses for Month 7/2021 and 7/2022

8/1/2022 6:38:00 AM

	<u>2021</u>	<u>2022</u>
AGENCY ASSIST		
	1	0
Animal Cruelty		
	0	1
ASSAULT ON FAMILY OR HOUSEHOLD MEMBER - 2ND DEGREE / RISK OF PHYSICAL INJUR		
	0	1
ASSAULT ON FAMILY OR HOUSEHOLD MEMBER - 3RD DEGREE / APPREHENSION OF IMMINE		
	1	0
BATTERY - 3RD DEGREE / PURPOSE OF CAUSING INJURY, CAUSES INJURY		
	0	1
BREAKING OR ENTERING / BUILDING OR STRUCTURE		
	1	0
Breaking or Entering/Vehicle		
	2	0
BURGLARY, RESIDENTIAL		
	0	1
CARELESS DRIVING		
	1	1
CONTEMPT		
	44	13
CRIMINAL MISCHIEF - 1ST DEGREE PROPERTY OF ANOTHER VALUE \$500 OR LESS		
	0	1
CRIMINAL MISCHIEF - 1ST DEGREE / PROPERTY OF ANOTHER VALUE \$500 OR MORE		
	1	0
CRIMINAL MISCHIEF - 2ND DEGREE / PURPOSELY TAMPERS		
	1	0
CRIMINAL MISCHIEF - 2ND DEGREE / RECKLESSLY DESTROYS		
	2	2
CRIMINAL TRESPASS IN OR ON A VEHICLE OR STRUCTURE / PREMISES		
	0	3
DISORDERLY CONDUCT		
	0	2
DOMESTIC BATTERING - 3RD DEGREE / PURPOSE OF CAUSING INJURY, CAUSES INJURY		
	2	2
Drivers License Required		
	1	1
DRIVING ON SUSPENDED LICENSE		
	1	0
DWI (UNLAWFUL ACT)		

	<u>2021</u>	<u>2022</u>
DWI - DRUGS (UNLAWFUL ACT)	1	5
ENDANGERING THE WELFARE OF MINOR - 3RD DEGREE	1	2
Excess Speed	0	2
FAILURE TO APPEAR	1	2
FAILURE TO PAY FINES & COSTS	60	26
False Evidence of Title or Registration	7	0
Fire (Structure/Vehicle/Grass)	1	0
FLEEING	1	0
FURNISHING PROHIBITED ARTICLES	1	1
INATTENTIVE DRIVING	0	1
Interference with Emergency Communication/1st dgree/disables communication	0	2
Leaving Scene of Accident/Property Damage	0	1
Left of Center	2	2
No Proof Insurance	1	1
No Turn Signal	1	2
NOISE ORDINANCE	1	1
OBSTRUCTING GOVERNMENTAL OPERATIONS / OBSTRUCTS, IMPAIRS, HINDERS, THE PER	0	1
OBSTRUCTING GOVERNMENTAL OPERATIONS / REFUSES TO PROVIDE INFORMATION FOR A	0	1
POSSESSING INSTRUMENTS OF CRIME	1	0
POSSESSION OF A CONTROLLED SUBSTANCE - MARIJUANA	0	2
POSSESSION OF DRUG PARAPHERNALIA	1	0
POSSESSION OF METH OR COCAINE LT 2GM	2	0
RECKLESS DRIVING	1	0

	<u>2021</u>	<u>2022</u>
	1	2
RESISTING ARREST - REFUSAL TO SUBMIT TO ARREST / ACTIVE OR PASSIVE REFUSAL		
	0	1
RESISTING ARREST - REFUSAL TO SUBMIT TO ARREST / USES FORCE		
	0	1
Robbery		
	0	1
Robbery - Aggravated		
	1	0
Run Stop Sign		
	1	0
Run Stop(red) Light		
	0	1
RUNAWAY		
	0	3
SHOPLIFTING \$1,000 OR LESS		
	0	1
STALKING		
	0	1
TERRORISTIC THREATENING		
	1	0
THEFT \$1,000 OR LESS - ALL OTHERS		
	0	1
THEFT \$1,000 OR LESS - FROM BUILDING		
	0	1
THEFT \$5,000 OR LESS BUT GREATER THAN \$1000 - ALL OTHERS		
	1	0
THEFT BY RECEIVING		
	1	0
THEFT OF PROPERTY / ALL OTHER		
	2	0
UNATTENDED DEATH/NATURAL CAUSES		
	4	1
UNAUTHORIZED USE OF A VEHICLE		
	1	0
UNEMPLOYMENT FRAUD		
	3	0
UNLAWFUL BURNING		
	0	1
VIOLATION OF A PROTECTION ORDER- MISDEMEANOR		
	2	0
VIOLATION OF IMPLIED CONSENT		
	2	1
VIOLATION OF OPEN CONTAINER		
	0	1

	<u>2021</u>	<u>2022</u>
Wrong Direction on One-Way		
	1	0
Totals:	162	98

JULY	Citation	Warning	Warrant	Total
Bocchino - Justin	1	0	0	1
Burnett - Nicholas	1	1	0	2
Cavin - James	3	0	0	3
Collins - John	1	0	0	1
Cooper - Jason	23	1	1	25
Howerton - Joshua	7	6	1	14
James - Jacob	35	1	1	37
Long - Dustin	3	3	1	7
Mahone - Taron	20	4	0	24
Talley - Taylor	1	6	0	7
Virgin - Billie	0	0	1	1
<u>Totals</u>	<u>95</u>	<u>22</u>	<u>5</u>	<u>122</u>

07/01/2022 - 07/31/2022

Permit #	Permit Date	Site Address	Permit Type	Type of Work	Description of Work	Contractor	Material & Labor	Total Fees
6534	7/28/2022	96 Double Springs	Mechanical	New	New house HVAC	Sturdivant's Mechanical	8,840	\$55.00
6533	7/27/2022	117 Wesley Stevens Road	Plumbing/Gas	New	New House	Golden Key Construction	15,000	\$85.00
6532	7/27/2022	308 Kelli St.	Building	New	New House	Shine Solar	31,874	\$170.00
6531	7/26/2022		Sign	New	Signs for Cedar Crest	Cascade	0	\$24.00
6530	7/22/2022	346 Southwinds	Building	Addition	Roof mounted solar panels	Shine Solar	51,000	\$264.00
6529	7/22/2022	89 Joliet	Building	New	New Solar System	Atlantic Key Energy	33,000	\$175.00
6528	7/21/2022	302 Emerald Woods	Mechanical	New	HVAC for new house	AirCo services	11,000	\$65.00
6527	7/21/2022	308 Kelli	Mechanical	Repair	Adding mini splits	Shine Solar	14,474	\$85.00
6526	7/20/2022	11423 Frisco	Building	Addition	Addition of Solar panels	Natural Energy Solutions	41,483	\$220.00
6525	7/20/2022	104 Alberta	Building	Addition	Addition of Solar panels	Natural Energy Solutions	13,345	\$80.00
6524	7/20/2022	231 Lossing	Building	New	New Communication Tower	Heartland Contracting Services	95,000	\$487.50
6523	7/20/2022	518 Briarwood	Electric	New	Electric for new house	Alison's Electric	13,000	\$75.00
6522	7/20/2022	506 Briarwood	Electric	New	Electric for new house	Alison's Electric	13,000	\$75.00
6521	7/19/2022	309 Emerald Woods	Mechanical	New	HVAC for new house	AirCo services	11,000	\$65.00

6520	7/19/2022	11626 Giles Road	Building	Addition	Adding roof mounted solar	Atlantic Key Energy	51,000	\$264.00
6519	7/19/2022	190 Sheep Dog	Building	New	New House	Vision Custom Homes	412,000	\$1,396.00
6518	7/19/2022	178 Sheep Dog	Building	New	New House	Vision Custom Homes	469,000	\$1,567.00
6517	7/19/2022	166 Sheep Dog	Building	New	New House	Vision Custom Homes	414,000	\$1,402.00
6516	7/19/2022	154 Sheep Dog	Building	New	New House	Vision Custom Homes	422,000	\$1,426.00
6515	7/19/2022	142 Sheep Dog	Building	New	New House	Vision Custom Homes	461,000	\$1,543.00
6514	7/19/2022	527 Goose Crossing	Electric	New	Electric for new house	Fast Electric	5,100	\$40.00
6513	7/19/2022	402 Cackling Bend	Electric	New	Electric for new house	Fast Electric	5,100	\$40.00
6512	7/19/2022	394 Cackling Bend	Electric	New	Electric for new house	Fast Electric	5,100	\$40.00
6511	7/19/2022	388 Cackling Bend	Electric	New	Electric for new house	Fast Electric	5,100	\$40.00
6510	7/18/2022	106 Sheep Dog	Mechanical	New	HVAC for new house	Anderson Heat and Air	10,500	\$65.00
6507	7/18/2022	118 Sheep Dog	Mechanical	New	HVAC for new house	Anderson Heat and Air	10,500	\$65.00
6506	7/18/2022	11196 Frisco	Mechanical	New	HVAC for new house	Comfort Heat and air	15,500	\$90.00
6505	7/15/2022	80 W Main	Plumbing/Gas	Remodel	Add sinks and grease trap	Joe Seargent Plumbing	12,000	\$70.00
6504	7/15/2022	423 Emerald	Building	New	New House	Riverwood Homes	483,000	\$1,609.00

6503	7/15/2022	357 Emerald	Building	New	New House	Riverwood Homes	468,000	\$1,564.00
6502	7/15/2022	417 Emerald	Building	New	New House	Riverwood Homes	468,000	\$1,564.00
6501	7/15/2022	428 Emerald Woods	Electric	New	Electric for new house	Fast Electric	5,300	\$40.00
6500	7/15/2022	302 Emerald Woods	Electric	New	Electric for new house	Fast Electric	5,300	\$40.00
6499	7/15/2022	384 Emerald Woods	Electric	New	Electric for new house	Fast Electric	5,300	\$40.00
6498	7/14/2022	181 Wesley Stevens	Building	New		AWC Construction	625,000	\$1,850.00
6495	7/13/2022	373 Taverner Crossing	Electric	New	Electric for new house	Fast Electric	5,200	\$40.00
6494	7/13/2022	11260 Frisco	Mechanical	New	HVAC for new house	Kimbel mechanical	10,000	\$60.00
6493	7/13/2022	11276 Frisco	Mechanical	New	HVAC for new house	Kimbel mechanical	10,000	\$60.00
6492	7/13/2022	11148 Frisco	Mechanical	New	HVAC for new house	Kimbel mechanical	10,000	\$60.00
6491	7/13/2022	477 Caballo	Building	Addition	Addition of roof panels	Shine Solar	27,643	\$150.00
6490	7/13/2022	12362 Hwy 170	Building	Remodel	Remodel Home	Norwood Group	48,300	\$255.00
6489	7/13/2022	3407 Eliza Lane	Electric	New	Electric for new house	Pittman Electric	16,911	\$95.00
6488	7/12/2022	83 Double Springs	Building	Alteration	Remodel existing space	Jobin Kirik	25,000	\$135.00
6487	7/12/2022	460 Payton Place	Building	New	New House	Gerlt Construction	327,000	
6486	7/12/2022	28 Loveland	Electric	New	Electric for new house	R & Jess Electric	6,000	\$40.00
6485	7/12/2022	118 Sheep Dog	Electric	New	Electric for new house	Cody Riddle electrical	12,000	\$70.00
6484	7/12/2022	106 Sheep Dog	Electric	New	Electric for new house	Cody Riddle electrical	12,000	\$70.00

6483	7/11/2022	306 Ecology	Plumbing/Gas	New		Plumbing for townhome	Solid Skilled Services	20,000	\$110.00
6482	7/11/2022	345 Nature	Plumbing/Gas	New		Plumbing for townhome	Solid Skilled Services	20,000	\$110.00
6481	7/8/2022	391 Cloudy	Electric	New		Electric for duplex	Hyperion Electric	4,220	\$35.00
6480	7/8/2022	387 Cloudy	Electric	New		Electric for duplex	Hyperion Electric	4,875	\$35.00
6479	7/8/2022	383 Cloudy	Electric	New		Electric for duplex	Hyperion Electric	3,940	\$30.00
6478	7/8/2022	379 Cloudy	Electric	New		Electric for duplex	Hyperion Electric	4,220	\$35.00
6477	7/8/2022	375 Cloudy	Electric	New		Electric for duplex	Hyperion Electric	4,875	\$35.00
6476	7/8/2022	371 Cloudy	Electric	New		Electric for duplex	Hyperion Electric	3,940	\$30.00
6475	7/8/2022	367 Cloudy	Electric	New		Electric for duplex	Hyperion Electric	4,045	\$35.00
6474	7/8/2022	363 Cloudy	Electric	New		Electric for duplex	Hyperion Electric	4,220	\$35.00
6473	7/8/2022	359 Cloudy	Electric	New		Electric for duplex	Hyperion Electric	3,940	\$30.00
6472	7/8/2022	355 Cloudy	Electric	New		Electric for duplex	Hyperion Electric	4,220	\$35.00
6471	7/8/2022	75 Hyacinth	Mechanical	Repair		HVAC change out	Paschal	6,199	\$45.00
6470	7/8/2022	265 Amber Dawn	Pool	New		Pool for new house	Burton Pools	38,000	\$200.00
6469	7/6/2022	574 Rheas Mill	Mechanical	New		HVAC for new house	Comfort Heat and Air	9,700	\$60.00
6468	7/6/2022	11732 Giles	Electric	New		Electric for new house	G & T Electric	15,000	\$85.00
6467	7/6/2022	12015 Riviera	Building	Addition		Adding solar panels	Shine Solar	35,080	\$190.00
6466	7/6/2022	362 Emerald	Mechanical	New		HVAC for new house	Airco Service	12,000	\$75.00

6465	7/6/2022	369 Emerald	Mechanical	New	HVAC for new house	Airco Service	12,000	\$75.00
6464	7/6/2022	363 Emerald	Mechanical	New	HVAC for new house	Airco Service	12,000	\$75.00
6463	7/5/2022	96 Kimberly	Building	Addition	Adding solar panels onto roof	BRS Field Ops, LLC	17,616	\$100.00
6462	7/5/2022	11645 Giles Rd	Storage Building	New	New storage building		14,700	\$85.00
6461	7/5/2022	185 Wesley Stevens	Plumbing/Gas	New	Plumbing for new house	Schevs Plumbing	18,000	\$100.00
6460	7/5/2022	185 Wesley	Building	New	New House	Home owner	423,000	
6459	7/1/2022	369 Emerald Woods	Electric	New	Electric for new house	Fast Electric	5,200	\$40.00
6458	7/1/2022	381 Emerald Woods	Electric	New	Electric for new house	Fast Electric	5,200	\$40.00
6457	7/1/2022	363 Canada	Electric	New	Electric for new house	Fast Electric	5,200	\$40.00
6456	7/1/2022	363 Emerald	Electric	New	Electric for new house	Fast Electric	5,200	\$40.00
								\$19,520.50

Total Records: 75

8/1/2022

Library

Circulation and Patron Services

2022	JAN	FEB	MAR	APR	MAY	JUN	JUL	AUG	SEPT	OCT	NOV	DEC
Total Check Outs	3,646	3,655	3,512	3,601	3,734	5,537	4,865					
YTD Check Outs	3,646	7,301	10,813	14,414	18,148	23,685	28,550					
Total Check In	1,925	2,056	2,073	2,083	2,077	2,893	3,112					
YTD Check In	1,925	3,981	6,054	8,137	10,214	13,107	16,219					
Holds Satisfied	484	351	461	366	440	484	509					
YTD Hold Satisfied	484	835	1,296	1,662	2,102	2,586	3,095					
PAC Logins	513	468	479	496	459	514	587					
YTD PAC Logins	513	981	1,460	1,956	2,415	2,929	3,516					
New Cardholders	33	20	25	25	38	62	45					
YTD New Cardholders	33	53	78	103	141	203	248					
eMedia Circulation	268	378	399	305	267	247	258					
YTD eMedia Circulation	268	646	1,045	1,350	1,617	1,864	2,122					
2021	JAN	FEB	MAR	APR	MAY	JUN	JUL	AUG	SEPT	OCT	NOV	DEC
Total Check Outs	1,811	1,538	1,976	2,034	2,883	4,723	4,208	4,034	3,816	3,883	3,496	3,127
YTD Check Outs	1,811	3,349	5,325	7,359	10,242	14,965	19,173	23,207	27,023	30,906	34,402	37,529
Total Check In	1,273	1,129	1,546	1,257	1,506	2,249	2,701	2,279	2,024	2,202	2,092	1,921
YTD Check In	1,273	2,402	3,948	5,205	6,711	8,960	11,661	13,940	15,964	18,166	20,258	22,179
Holds Satisfied	484	375	654	649	542	653	503	462	465	458	361	355
YTD Hold Satisfied	484	859	1,513	2,162	2,704	3,357	3,860	4,322	4,787	5,245	5,606	5,961
PAC Logins	546	535	707	483	479	600	574	548	493	506	441	395
YTD PAC Logins	546	1,081	1,788	2,271	2,750	3,350	3,924	4,472	4,965	5,471	5,912	6,307
New Cardholders	10	10	11	18	20	32	39	33	26	29	23	20
YTD New Cardholders	10	20	31	49	69	101	140	173	199	228	251	271
eMedia Circulation	169	137	147	128	169	165	187	223	734	228	228	261
YTD eMedia Circulation	169	306	453	581	750	915	1,102	1,325	2,059	2,287	2,515	2,776

Programs and Meetings

Library

	JAN	FEB	MAR	APR	MAY	JUN	JUL	AUG	SEP	OCT	NOV	DEC
2022												
Arkansas Diamond Book Pairing Kit Pickup			5	26								
Book Club Adult						3						
Book Club Teen						77						
Book Club Tween						83	25					
Community Story Time						110	7					
Craft Club												
Kids Book Club												
Kindergarten Story Time												
Meeting Room Use			53	67	18	18	24					
Movie Showing			2			61	31					
Saint Patrick's Day Find the Clover												
Study Room Use	8	5	11	28	21	15	10					
Summer Reading Adult						33						
Summer Reading Children						190						
Summer Reading Teen						20						
Tabletop Gaming Club							11					
Technology Instruction Session	3	2	4	3	11		1					
Teen Writer's Guild							6					
Total Monthly Program Attendance			7	26		516	80					
Number of General Interest Programs			2	1		18	3					
Number of Juvenile Programs						9	4					
Number of Young Adult Programs						2	1					
Number of Adult Programs			2	5	2	1	2					
Number of Non-library Meeting Room Events												
Library												
2022												
Adult Summer Reading Club Sign-Ups						30						
Adult SRC Books Logged						92						
Teen/Adult Winter Reading Club Sign-Ups	23											
Teen/Adult WRC Books Logged	133											
Arkansas Diamond Book Pairing					3							
Charlie May Simon Reading Challenge												
Children's Summer Reading Club Sign-ups						127						
Children's SRC logged minutes						16,211						
Teen Summer Reading Club Sign-ups						12						
Teen SRC logged minutes						6,118						
Tween Summer Reading Club Sign-ups												
Tween SRC logged minutes												
Total Monthly Program Attendance						169						
Number of Juvenile Programs					1	1						
Number of Young Adult Programs	1					1						
Number of Adult Programs	1					1						

Virtual Programs

Library

Daily Visitors

	JAN	FEB	MAR	APR	MAY	JUN	JUL	AUG	SEP	OCT	NOV	DEC
2022												
Visits	1,730	1,092	1,460	1,924	1,417	2,514	1,718					
YTD Visits	1,730	2,822	4,282	6,206	7,623	10,137	11,855					
2021												
Visits	205	156	310	611	840	1,414	1,441	1,340	1,267	1,686	1,111	1,244
YTD Visits	205	361	671	1,282	2,122	3,536	4,977	6,317	7,584	9,270	10,381	11,625

Planning Commission Minutes July 25, 2022 at 6 PM

1. ROLL CALL – Meeting which was available in person was called to order by Vice Chair Gerry Harris. A quorum was present.

PRESENT

Gerry Harris, Vice Chair
Bobby Wilson
Chad Ball
Judy Horne
Jay Moore
Howard Carter

ABSENT

Robert Mann, Chair
Keith Macedo

City Employees Present: Melissa McCarville, City Business Manager; Chris Brackett, City Engineer; Mayor Ernie Penn; Fire Chief, Bill Hellard

2. Approval of Minutes: May 23, 2022 and June 27, 2022 meeting minutes were approved as written.

3. Comments from Citizens: None.

Public Hearings:

4A. Review the proposed cul-de-sac ordinance:

This ordinance makes only one slight change in the present cul-de-sac ordinance. The change would mean the length of a property line arc will be measured at the building setback arc instead of at the street. Minimum length of the arc must be 75 feet. Jay moved to pass the ordinance on to the City Council for their consideration and approval. Judy seconded the motion which passed unanimously.

4B. Preliminary Plat- Wagon Wheel West Subdivision owned by Riggins located at 11828 Clyde Carnes Rd as presented by Blake Murray of ESI:

Blake Murray with ESI was present to discuss the request. The original presentation of the Preliminary Plat showed streets running mainly east and west. However, they realized that the streets needed to be turned 180 degrees and run north-south because of: (1) water runoff and drainage issues coming from Twin Falls to the north of this property and (2) the big financial cost to developer for underground drainage in the old plan. Therefore, the streets were rotated and they asked for the drainage to be a long open ditch, or swale. It is proposed to run behind the houses located on Hancock Avenue and Walking Stick Avenue. They believe this actually improve drainage in the area based on their calculations. This will accommodate a 100 year flood and will be maintained by the POA. It was noted that an open swale is better for the environment because a lot of the water will soak into the ground and be cleaned which helps prevent water pollution.

As to concerns about enforcement by the POA for mowing and other maintenance, Melissa McCarville said the City has an ordinance in place to regulate it.

There will be no change in lot size with all lots being at 10,000 square feet, or a few slightly larger.

Public Comment:

Norm Toering- 306 Claybrook Drive: He was concerned that when he calculated the lot area of 22 of the lots, they are not at least 10,000 square feet. However, the list of lots on the second page shows that they will meet the 10,000 square feet requirement. Blake Murray with ESI stated that they forgot to replace Plat Sheet 1 with the proper lot measurements. All lots will be the minimum 10,000 sq. ft. and lot 15 has a small curve in it to add up to the 10,000 sq. ft. This will also be verified by Chris Brackett when he reviews the plans. Chris Brackett said he will make sure that all lots are at least 10,000 square feet.

Mr. Toering was also concerned that there will be flooding issues because of all the drainage coming into the same area and he reminded that there have been five 100-year floods in just the last few years. He stated that in 2011 there was two feet of standing water where Wagon Wheel West is going to be built.

Alex La Ferney - 375 Orchard Creek: He was concerned about the smaller lots and house sizes that will back up to Orchard Creek Drive in Twin Falls which has much larger lots and homes. Blake Murray said that the land was already zoned R-1 when purchased. Minimum setbacks for R-1 zone are: Front setback – 25 feet; Side setback – 10 feet; Rear setback – 20 feet; Lot frontage must be at least 75’.

Mr. La Ferney asked for a timetable for when this project will be begun. That will depend on how fast it is processed through city channels and approvals obtained. Also, the market demand may also impact how fast the homes are built.

The developer will have to get a grading permit first and then they can start moving dirt. After City approval to begin, they will have a year to start work. If they fail to start within that time, they will have to ask for an extension or re-submit everything.

Judy Horne asked about any rock deposits that they may run into digging the detention pond. It was agreed that if they hit solid rock, they will have to get it out and bring back any needed topsoil and sod.

Bobby Wilson stated that we should not approve this development until the Hwy 170 project is finished due to drainage/flooding concerns. He noted that water also comes from Spring Mountain Road, across Highway 170, and into this area being considered. He is worried about the drainage with water merging from different areas to this one point.

Chris Brackett read his memo as follows:

“The Preliminary Plat for the Revised Wagon Wheel West Subdivision has been reviewed and it is our opinion that the Planning Commission’s approval should be conditional on the following comments.

1. The fire hydrant locations shown on the plat and the utility plans must be reviewed and approved by the Fire Department.
2. The water and sewer improvements must be reviewed and approved by Washington Water Authority, the City of Fayetteville Engineering Department and the Arkansas Department of Health prior to construction plan approval.
3. Payment in lieu of Park Land Conveyance will be required for this subdivision at \$600 per single family unit. This fee will be \$73,200 for the 122 lots.
4. A completed Grading Permit Application and fee must be submitted prior to final approval of the plans. A preconstruction conference will be required prior to any mass grading on the site.

The owner, their engineering consultant, and their contractor responsible for the best management practices will be required to attend this conference.

5. After a final review set of plans and drainage report has been approved by KMS, the applicant should submit to the City two (2) sets of full size plans and three (3) sets of half size plans, and two (2) copies of the final drainage report that have been sealed by the engineer of record for final approval and distribution.”

Having no further discussion, Gerry Harris called the question to approve the Preliminary Plat. Upon roll call, the motion to approve the Preliminary Plat for Wagon Wheel West Subdivision passed 4-1 with Bobby Wilson voting “No.”

Adjournment: Having no further business, the on-line/in-person Planning Commission meeting was adjourned at 6:30 PM.

Judy Horne - Secretary

Gerry Harris – Vice Chair

OZARK REGIONAL TRANSIT
Operating Statistics
June 2022

	June 2022				Year To Date			
	This Year	Prior Year	Change	% Chg	This Year	Prior Year	Change	% Chg
FIXED ROUTE								
FR Passenger Boardings	16,343	12,883	3,460	26.9%	84,128	70,626	13,502	19.1%
Passengers per Revenue Hour	5.6	4.4	1.2	26.9%	5.2	4.3	0.9	21.0%
Daily Passengers	743	586	157	26.9%	678	574	104	18.2%
ADA Complementary Paratransit	749	855	-106	-12.4%	4,300	4,689	-389	-8.3%
Bike Passengers	454	256	198	77.3%	1,855	1,828	27	1.5%
FR Revenue Hours	2,912	2,914	-2	-0.1%	16,032	16,285	-252	-1.5%
FR Service Hours	3,108	3,105	3	0.1%	17,168	17,356	-188	-1.1%
FR Revenue Miles	41,225	40,175	1,050	2.6%	231,922	226,837	5,085	2.2%
FR Service Miles	45,624	44,991	633	1.4%	259,132	253,830	5,302	2.1%
PARATRANSIT								
PT Passenger Boardings	1,432	1,262	170	13.5%	6,594	7,269	-675	-9.3%
Passengers per Revenue Hour	1.9	1.4	0.5	34.0%	1.6	1.5	0.1	6.6%
Daily Passengers	65	57	8	13.5%	53	59	-6	-10.0%
PT Revenue Hours	763	901	-138	-15.3%	4,236	4,976	-741	-14.9%
PT Service Hours	889	1,155	-266	-23.0%	5,048	6,290	-1,242	-19.7%
PT Revenue Miles	9,676	10,220	-543	-5.3%	51,512	56,952	-5,440	-9.6%
PT Service Miles	11,084	12,844	-1,760	-13.7%	61,265	72,515	-11,250	-15.5%
TOTAL								
Paratransit/Fixed Route Passengers	17,775	14,145	3,630	25.7%	90,722	77,895	12,827	16.5%
Daily PT/FR Passengers	808	643	165	25.7%	732	633	98	15.5%
Charter/Shuttle Passengers	20	15	5	33.3%	12,876	228	12,648	5547.4%
Total Passengers	17,795	14,160	3,635	25.7%	103,598	78,123	25,475	32.6%

	June 2022				Year To Date			
	This Year	Prior Year	Change	% Chg	This Year	Prior Year	Change	% Chg
Weekdays	22	22	0	0.0%	124	123	1	0.8%
Revenue Vehicles	29	35	-6	-17.1%				
Non-Revenue Vehicles	6	5	1	20.0%				
Total Vehicles	35	40	-5	-12.5%				
Total Miles (All Vehicles)	63,339	63,337	2	0.0%	359,781	352,494	7,287	2.1%
Diesel Fuel Consumed	4,478	4,325	154	3.6%	22,771	23,376	-605	-2.6%
Gas Consumed	3,116	4,379	-1,263	-28.8%	19,512	21,744	-2,232	-10.3%
Miles Per Gallon	8.3	7.3	1.1	14.6%	8.5	7.8	0.7	8.9%
Road calls	1	1			9	6		
Accidents	1	2			5	7		
Operations (Full Time Equivalent)	40	39	1	2.6%				
Maintenance	10	11	-1	-9.1%				
Administration	10	10	0	0.0%				
Total	60	60	0	0.0%				
Inbound Calls	4,966				27,189			
Outbound Calls	1,530				9,635			
Total Calls	6,496				36,824			
Average Call Duration	1:57				1:52			

Route Summary - June 2022

Fixed Routes

Route	Days	Passengers		Revenue Hours		Revenue Miles		Service Hours		Service Miles	
		Daily	Total	Daily	Total	Daily	Total	Daily	Total	Daily	Total
10-1	22	163.0	3,585	13.0	286.0	174.2	3,833.2	13.5	297.0	184.6	4,062.0
10-2	4	20.3	81	10.0	40.0	75.3	301.2	11.0	44.0	95.5	382.0
20	22	142.7	3,139	13.5	297.0	195.6	4,302.6	14.5	319.0	215.8	4,747.0
61	22	115.7	2,546	13.0	286.0	204.5	4,498.2	13.5	297.0	214.9	4,727.0
62	22	105.4	2,318	13.6	298.8	177.2	3,899.0	14.1	309.8	183.2	4,031.0
63	22	24.0	527	8.0	176.0	150.7	3,315.0	8.0	176.0	150.7	3,315.0
490	5	6.0	30	9.9	49.6	129.4	647.0	10.9	54.6	169.4	847.0
F1	22	30.0	660	12.5	275.0	150.0	3,299.2	13.0	286.0	160.4	3,528.0
R1	26	37.5	974	11.2	291.0	172.5	4,485.0	12.2	317.0	197.5	5,135.0
R2	25	32.6	814	11.1	278.0	159.4	3,986.0	12.1	303.0	184.4	4,611.0
B1	26	31.7	824	12.3	320.0	155.5	4,042.6	13.6	354.7	185.9	4,833.0
B2	26	32.5	845	12.1	315.0	177.5	4,615.6	13.4	349.7	207.9	5,406.0
Total		741.1	16,343	140.2	2,912.4	1,921.8	41,224.6	149.9	3,107.8	2,150.2	45,624.0

Paratransit Routes

Route	Days	Passengers		Revenue Hours		Revenue Miles		Service Hours		Service Miles	
		Daily	Total	Daily	Total	Daily	Total	Daily	Total	Daily	Total
DR - CC	22	22.8	501	5.7	125.4	54.7	1,202.4	7.3	160.3	62.2	1,369.0
PT1	22	10.5	230	7.4	162.0	101.5	2,233.6	8.0	176.8	109.9	2,417.0
PT2	22	11.5	252	8.7	192.1	98.2	2,161.4	9.7	213.3	116.4	2,560.0
PT3	22	11.5	252	7.0	153.7	100.1	2,201.4	8.2	180.1	111.0	2,441.0
PT4	21	9.0	189	6.1	127.3	87.8	1,842.8	7.3	153.2	105.7	2,220.0
PT5	2	4.0	8	1.2	2.5	17.3	34.6	2.8	5.5	38.5	77.0
PT6											
PT7											
PT8											
Total		69.1	1,432	36.1	762.9	459.5	9,676.2	43.2	889.1	543.6	11,084.0

Service Totals

	Passengers		Revenue Hours		Revenue Miles		Service Hours		Service Miles	
	Daily	Total	Daily	Total	Daily	Total	Daily	Total	Daily	Total
Paratransit	69.1	1,432.0	36.1	762.9	459.5	9,676.2	43.2	889.1	543.6	11,084.0
Fixed Route	741.1	16,343.0	140.2	2,912.4	1,921.8	41,224.6	149.9	3,107.8	2,150.2	45,624.0
Grand Total		17,775.0		3,675.3		50,900.8		3,996.8		56,708.0

Fixed Routes

10-1, 10-2, 20: Fayetteville
 61, 62, 63: Springdale
 490: I49 Commuter Express

Paratransit Routes

DR - CC: Demand Response Route in Carroll County
 PT1 - PT8: ADA Paratransit / Demand Response Routes

On Demand Routes

F1: Fayetteville
 R1, R2: Rogers
 B1, B2: Bentonville

Route Summary - June 2022

Fixed Routes

Route	Days	Passengers				Wheel-chairs		Bikes	
		Daily	Total	Per Rev Hour	Per Rev Mile	Daily	Total	Daily	Total
10-1	22	163.0	3,585	12.5	0.9	3.4	75	8.2	181
10-2	4	20.3	81	2.0	0.3	0.5	2	0.3	1
20	22	142.7	3,139	10.6	0.7	4.5	100	3.5	76
61	22	115.7	2,546	8.9	0.6	1.1	24	6.1	134
62	22	105.4	2,318	7.8	0.6	3.2	70	1.7	38
63	22	24.0	527	3.0	0.2	0.3	6	0.1	2
490	5	6.0	30	0.6	0.0	0.2	1	0.6	3
F1	22	30.0	660	2.4	0.2	0.0	0	0.1	3
R1	26	37.5	974	3.3	0.2	0.9	23	0.0	0
R2	25	32.6	814	2.9	0.2	0.4	11	0.0	0
B1	26	31.7	824	2.6	0.2	0.1	3	0.0	1
B2	26	32.5	845	2.7	0.2	0.0	0	0.6	15
		741.1	16,343	59.3	4.3	14.6	315	21.2	454

Paratransit Routes

Route	Days	Passengers				Wheel-chairs	
		Daily	Total	Per Rev Hour	Per Rev Mile	Daily	Total
DR - CC	22	22.8	501	4.0	0.4	1.0	23
PT1	22	10.5	230	1.4	0.1	0.3	7
PT2	22	11.5	252	1.3	0.1	1.2	26
PT3	22	11.5	252	1.6	0.1	2.0	43
PT4	21	9.0	189	1.5	0.1	2.3	48
PT5	2	4.0	8	3.2	0.2	2.0	4
PT6	0		0				
PT7	0		0				
PT8	0		0				
		69.1	1,432	13.1	1.1	8.8	151

Service Totals

	Passengers				Wheel-chairs		Bikes	
	Daily	Total	Per Rev Hour	Per Rev Mile	Daily	Total	Daily	Total
Paratransit	69.1	1,432	13.1	1.1	8.8	151	0.0	0
Fixed Route	741.1	16,343	59.3	4.3	14.6	315	21.2	454
Grand Total		17,775.0				466.0		454.0

Fixed Routes

10-1, 10-2, 20: Fayetteville
 61, 62, 63: Springdale
 490: I49 Commuter Express

Paratransit Routes

DR - CC: Demand Response Route in Carroll County
 PT1 - PT8: ADA Paratransit / Demand Response Routes

On Demand Routes

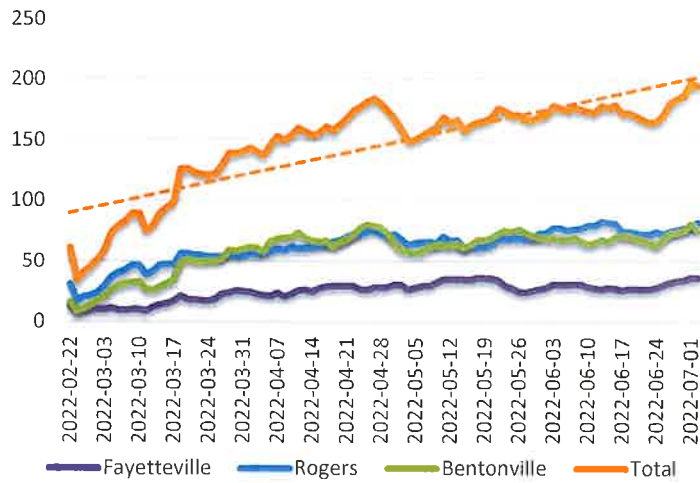
F1: Fayetteville
 R1, R2: Rogers
 B1, B2: Bentonville

ORT On Demand Service

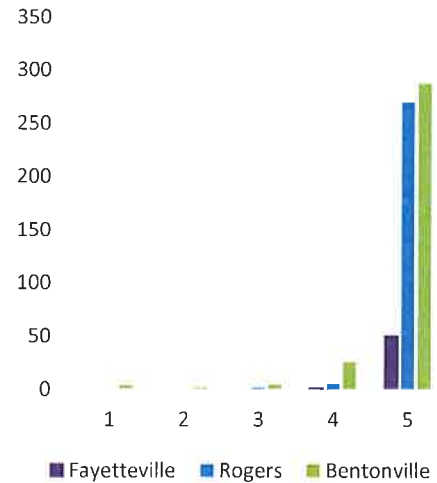
June 2022

	Fayetteville	Rogers		Bentonville		Total	
	Weekdays	Weekdays	Saturday	Weekdays	Saturday	Weekdays	Saturday
Days of Operations	22	22	4	22	4	22	4
Customers	110	269	45	167	39	546	84
Passenger Trips	660	1,690	98	1,527	142	3,877	240
Passengers / Day	30.0	76.8	24.5	69.4	35.5	176.2	60.0
Revenue Hours	275.0	534.0	35.0	550.0	85.0	1,359.0	120.0
Passengers / Hour	2.4	3.2	2.8	2.8	1.7	2.8	2.2
Seat Unavailable	77	403	7	86	1	566	8
Unaccepted Proposal	44	111	9	90	7	245	16

Daily Passengers



Ride Rating (1-5)



On Demand Transit

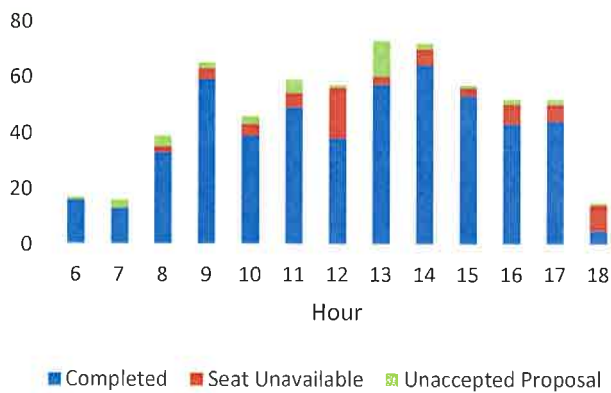
Fayetteville

June 2022

Weekdays

Date	Passenger Trips	Revenue Hours	Passengers per Hour	Seat Unavailable	Unaccepted Proposal	Avg Ride Distance
2022-06-01	25	12.5	2.0	6	2	3.9
2022-06-02	33	12.5	2.6	9	2	4.1
2022-06-03	36	12.5	2.9	2	5	2.6
2022-06-06	27	12.5	2.2	1	0	2.9
2022-06-07	34	12.5	2.7	4	0	3.3
2022-06-08	25	12.5	2.0	3	0	4.0
2022-06-09	34	12.5	2.7	3	8	3.8
2022-06-10	25	12.5	2.0	5	0	2.6
2022-06-13	20	12.5	1.6	2	1	3.2
2022-06-14	31	12.5	2.5	7	1	3.4
2022-06-15	31	12.5	2.5	1	2	2.8
2022-06-16	31	12.5	2.5	3	0	3.4
2022-06-17	18	12.5	1.4	0	1	3.9
2022-06-20	26	12.5	2.1	2	1	3.7
2022-06-21	30	12.5	2.4	0	1	3.2
2022-06-22	30	12.5	2.4	1	2	2.5
2022-06-23	31	12.5	2.5	7	0	4.3
2022-06-24	23	12.5	1.8	5	2	3.0
2022-06-27	38	12.5	3.0	5	1	3.3
2022-06-28	40	12.5	3.2	4	9	3.6
2022-06-29	37	12.5	3.0	6	4	3.5
2022-06-30	35	12.5	2.8	1	2	3.3
Total	660	275.0	2.4	77	44	1.8

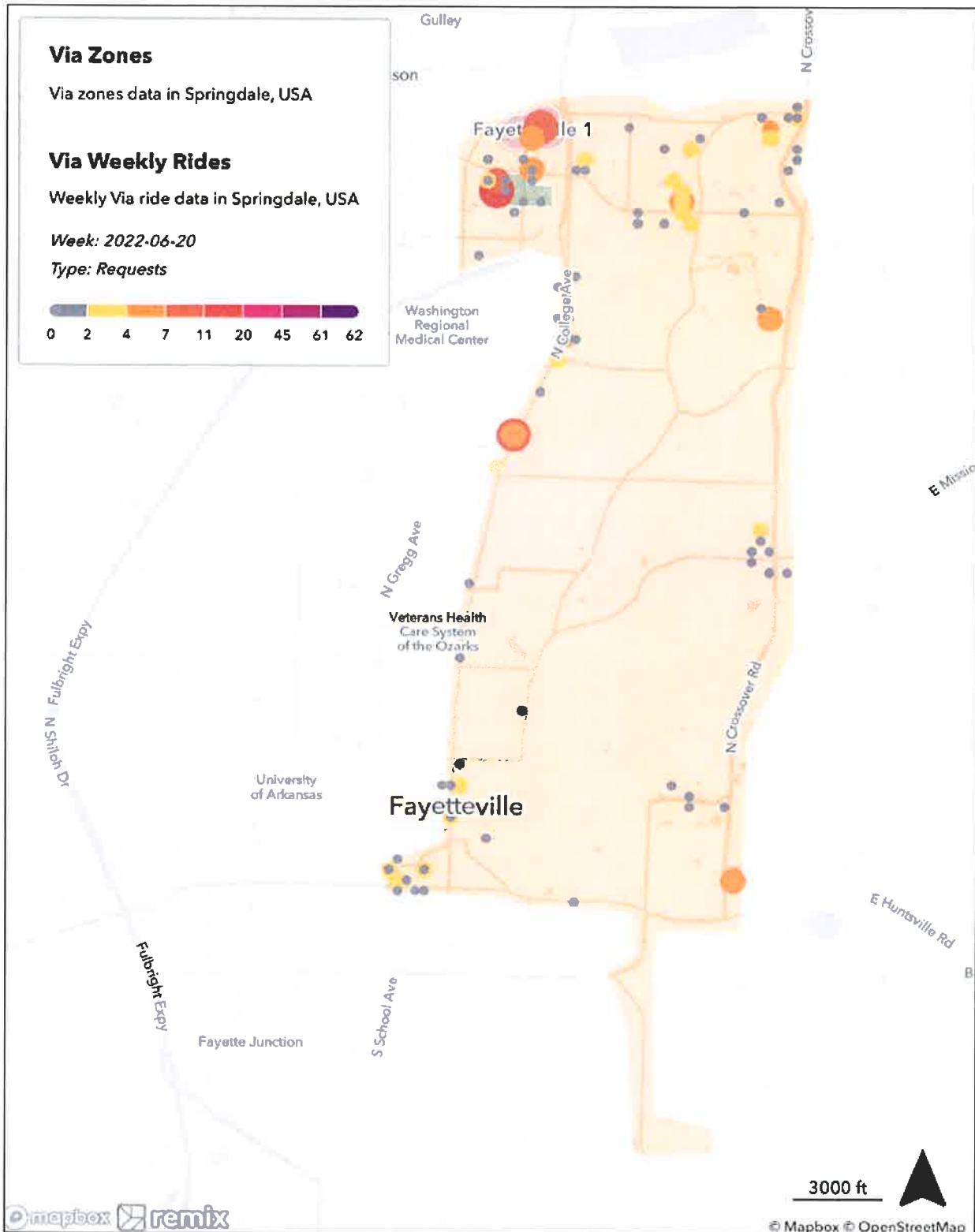
Weekday Requests



On Demand Trip Request Locations

Fayetteville

Week of 6/20/22



On Demand Transit

Rogers

June 2022

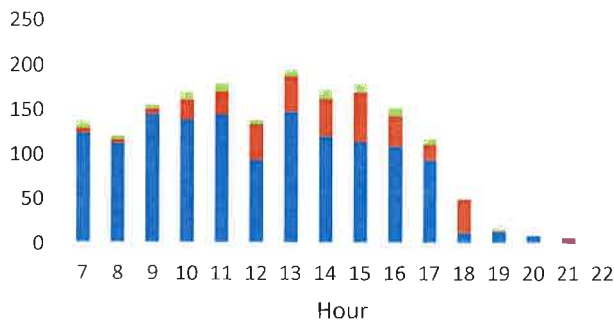
Weekdays

Date	Passenger Trips	Revenue Hours	Passengers per Hour	Seat Unavailable	Unaccepted Proposal	Avg Ride Distance
2022-06-01	77	23.0	3.3	14	4	4.0
2022-06-02	73	23.0	3.2	13	2	3.4
2022-06-03	81	30.0	2.7	23	4	3.9
2022-06-06	77	23.0	3.3	32	3	4.6
2022-06-07	69	23.0	3.0	24	3	3.6
2022-06-08	82	23.0	3.6	18	4	3.4
2022-06-09	77	23.0	3.3	25	7	3.7
2022-06-10	94	30.0	3.1	16	2	3.5
2022-06-13	77	23.0	3.3	7	5	4.1
2022-06-14	85	23.0	3.7	31	5	3.4
2022-06-15	77	23.0	3.3	12	6	2.8
2022-06-16	74	23.0	3.2	36	6	4.0
2022-06-17	60	30.0	2.0	18	4	3.4
2022-06-20	76	23.0	3.3	11	5	3.5
2022-06-21	81	23.0	3.5	22	3	4.2
2022-06-22	69	23.0	3.0	17	3	3.3
2022-06-23	74	23.0	3.2	12	2	3.6
2022-06-24	72	30.0	2.4	6	7	3.5
2022-06-27	65	23.0	2.8	22	8	3.9
2022-06-28	94	23.0	4.1	16	5	3.2
2022-06-29	75	23.0	3.3	8	17	3.5
2022-06-30	81	23.0	3.5	20	6	3.3
Total	1,690	534.0	3.2	403	111	3.6

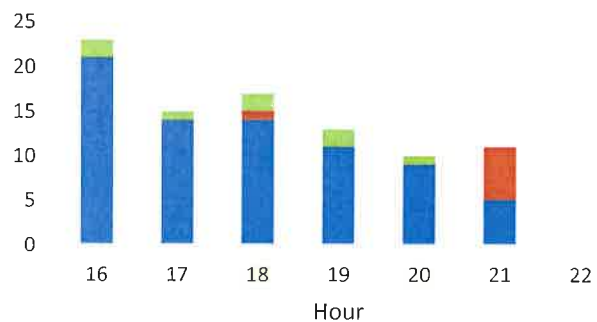
Saturday

Date	Passenger Trips	Revenue Hours	Passengers per Hour	Seat Unavailable	Unaccepted Proposal	Avg Ride Distance
2022-06-04	30	9.0	3.3	2	0	3.0
2022-06-11	19	6.0	3.2	2	2	3.1
2022-06-18	22	10.0	2.2	1	1	2.5
2022-06-25	27	10.0	2.7	2	6	2.8
Total	98	35.0	2.8	7	9	0.8

Weekday Requests



Saturday Requests



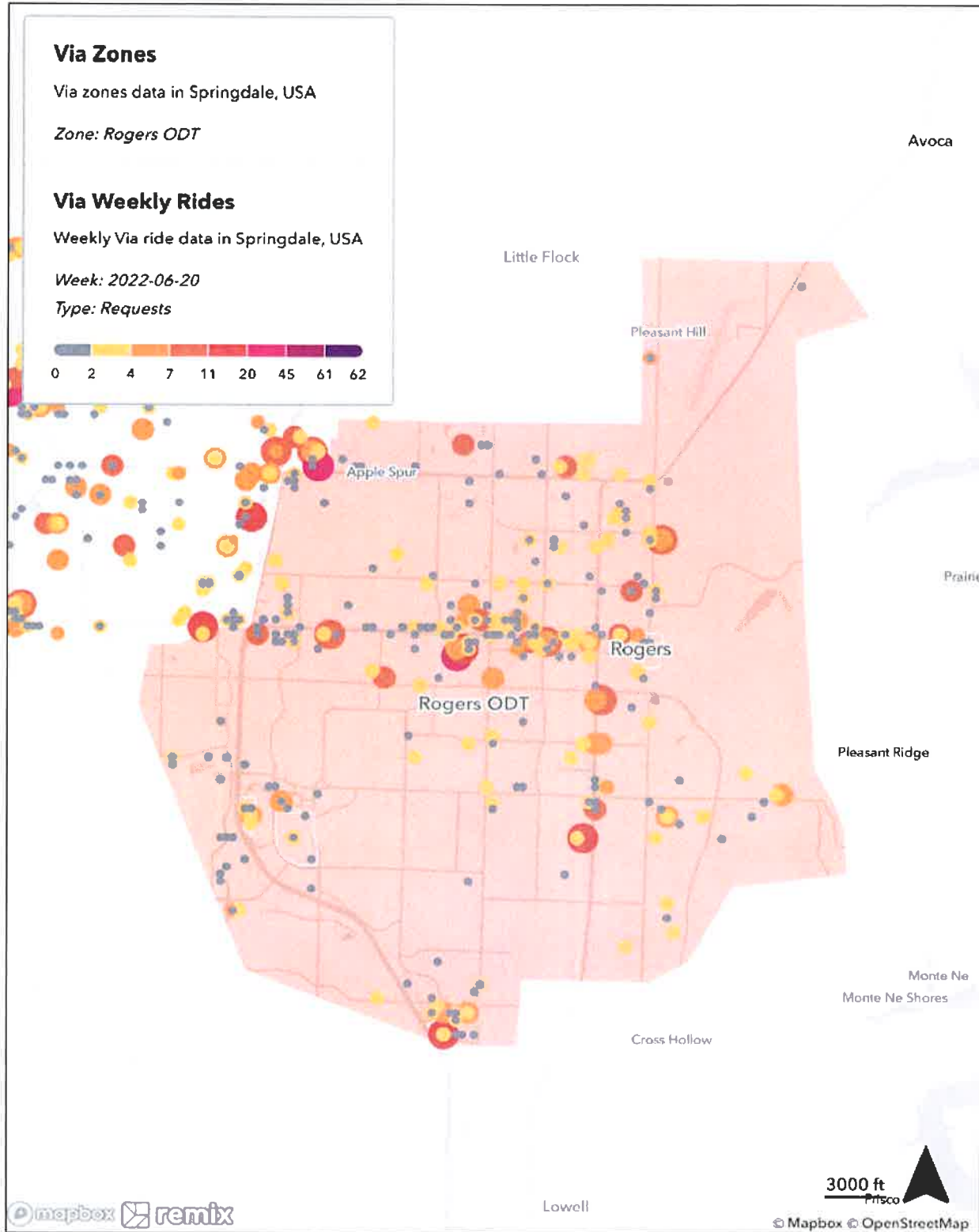
■ Completed ■ Seat Unavailable ■ Unaccepted Proposal

■ Completed ■ Seat Unavailable ■ Unaccepted Proposal

On Demand Trip Request Locations

Rogers

Week of 6/20/22



On Demand Transit

Bentonville

June 2022

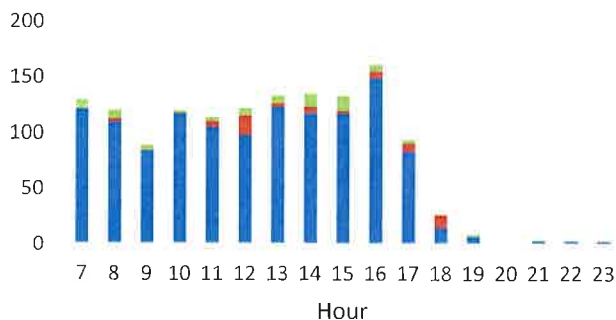
Weekdays

Date	Passenger Trips	Revenue Hours	Passengers per Hour	Seat Unavailable	Unaccepted Proposal	Avg Ride Distance
2022-06-01	74	23.0	3.2	7	4	3.1
2022-06-02	72	23.0	3.1	2	3	2.4
2022-06-03	72	34.0	2.1	0	2	3.0
2022-06-06	61	23.0	2.7	3	6	2.9
2022-06-07	60	23.0	2.6	14	2	3.5
2022-06-08	80	23.0	3.5	10	4	3.3
2022-06-09	59	23.0	2.6	5	8	3.2
2022-06-10	61	34.0	1.8	4	9	3.1
2022-06-13	66	23.0	2.9	0	4	3.0
2022-06-14	74	23.0	3.2	1	1	3.2
2022-06-15	70	23.0	3.0	4	7	2.8
2022-06-16	77	23.0	3.3	7	2	3.1
2022-06-17	67	34.0	2.0	2	5	2.9
2022-06-20	64	23.0	2.8	5	2	3.1
2022-06-21	65	23.0	2.8	0	2	3.3
2022-06-22	64	23.0	2.8	0	6	2.9
2022-06-23	66	23.0	2.9	3	1	3.1
2022-06-24	53	34.0	1.6	0	5	3.2
2022-06-27	91	23.0	4.0	12	7	3.3
2022-06-28	91	23.0	4.0	5	0	3.0
2022-06-29	68	23.0	3.0	0	5	2.9
2022-06-30	72	23.0	3.1	2	5	3.1
Total	1,527	550.0	2.8	86	90	1.0

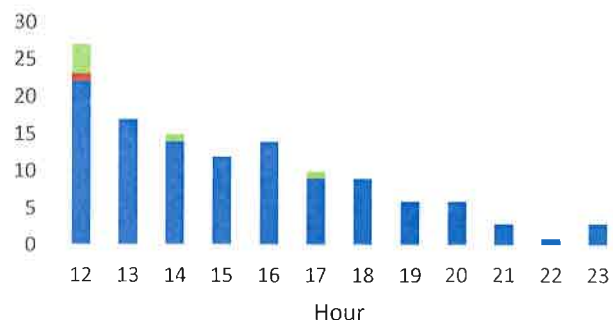
Saturday

Date	Passenger Trips	Revenue Hours	Passengers per Hour	Seat Unavailable	Unaccepted Proposal	Avg Ride Distance
2022-06-04	35	24.0	1.5	0	1	2.7
2022-06-11	29	21.0	1.4	1	2	2.6
2022-06-18	31	20.0	1.6	0	3	2.3
2022-06-25	47	20.0	2.4	0	1	2.9
Total	142	85.0	1.7	1	7	0.1

Weekday Requests



Saturday Requests



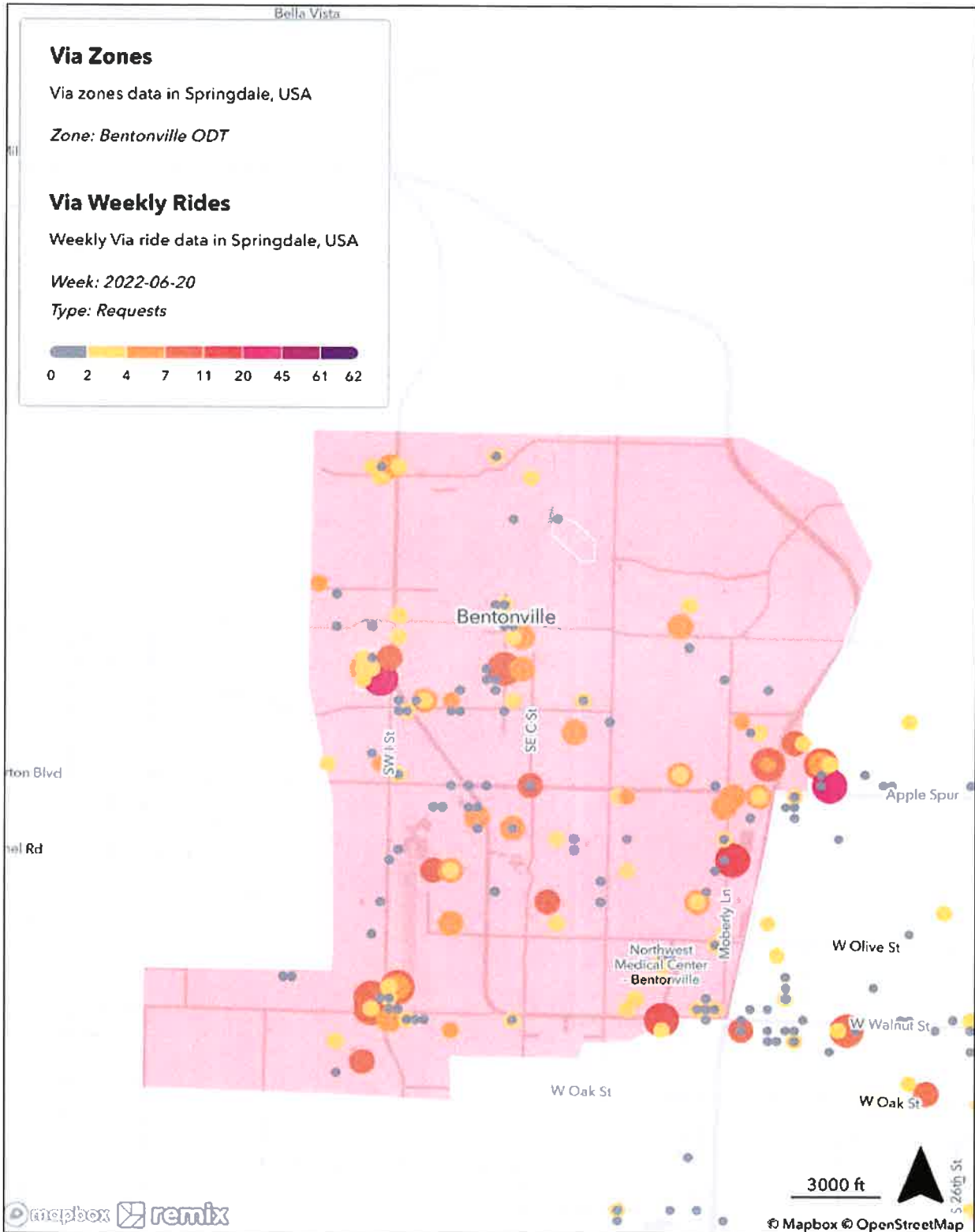
■ Completed ■ Seat Unavailable ■ Unaccepted Proposal

■ Completed ■ Seat Unavailable ■ Unaccepted Proposal

On Demand Trip Request Locations

Bentonville

Week of 6/20/22



Ridership Summary

June 2022

Traditional Fixed Routes

	June 2022			Year To Date		
	Weekday	Saturday	Total	Weekday	Saturday	Total
Fayetteville	6,805	0	6,805	39,748	0	39,748
Springdale	5,391	0	5,391	26,705	0	26,705
Rogers	0	0	0	0	0	0
Bentonville	0	0	0	841	0	841
Express	30	0	30	1,496	0	1,496
Total	12,226	0	12,226	68,790	0	68,790

On Demand Transit Routes

	June 2022			Year To Date		
	Weekday	Saturday	Total	Weekday	Saturday	Total
Fayetteville	660	0	660	2,286	0	2,286
Springdale	0	0	0	0	0	0
Rogers	1,690	98	1,788	6,684	384	7,068
Bentonville	1,527	142	1,669	5,374	610	5,984
Total	3,877	240	4,117	14,344	994	15,338

Paratransit Routes

	June 2022			Year To Date		
	Weekday	Saturday	Total	Weekday	Saturday	Total
Fayetteville	248	0	248	1,454	0	1,454
Springdale	418	0	418	2,122	0	2,122
Rogers	145	0	145	949	0	949
Bentonville	116	0	116	699	0	699
Other	505	0	505	1,370	0	1,370
Total	1,432	0	1,432	6,594	0	6,594

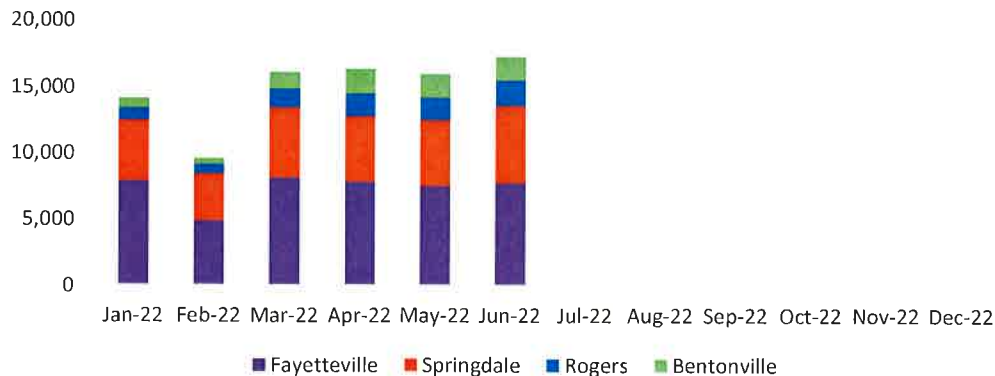
All ORT Routes

	June 2022			Year To Date		
	Weekday	Saturday	Total	Weekday	Saturday	Total
Fayetteville	7,713	0	7,713	43,488	0	43,488
Springdale	5,809	0	5,809	28,827	0	28,827
Rogers	1,835	98	1,933	7,633	384	8,017
Bentonville	1,643	142	1,785	6,914	610	7,524
Express	30	0	30	1,496	0	1,496
Other	505	0	505	1,370	0	1,370
Total	17,535	240	17,775	89,728	994	90,722

ORT Ridership Summary

Boardings	Jan-22	Feb-22	Mar-22	Apr-22	May-22	Jun-22	Jul-22	Aug-22	Sep-22	Oct-22	Nov-22	Dec-22	Total
Total System													
Fixed Route	13,209	8,945	15,122	15,471	15,038	16,343							84,128
ADA Paratransit	787	519	814	686	745	749							4,300
Demand Response	278	204	409	308	412	683							2,294
Total Passengers	14,274	9,668	16,345	16,465	16,195	17,775							90,722
Fayetteville													
Fixed Route	7,652	4,718	7,797	7,549	7,219	7,472							42,407
ADA Paratransit	218	124	242	197	202	179							1,162
Demand Response	33	25	50	53	62	69							292
Total Passengers	7,903	4,867	8,089	7,799	7,483	7,720							43,861
Springdale													
Fixed Route	4,270	3,313	4,908	4,578	4,611	5,398							27,078
ADA Paratransit	257	203	337	308	329	340							1,774
Demand Response	38	33	63	67	69	78							348
Total Passengers	4,565	3,549	5,308	4,953	5,009	5,816							29,200
Rogers													
Fixed Route	705	522	1,269	1,599	1,552	1,796							7,443
ADA Paratransit	169	131	138	102	114	121							775
Demand Response	29	22	34	42	23	24							174
Total Passengers	903	675	1,441	1,743	1,689	1,941							8,392
Bentonville													
Fixed Route	582	392	1,148	1,745	1,656	1,677							7,200
ADA Paratransit	132	57	94	79	99	107							568
Demand Response	33	15	21	25	28	9							131
Total Passengers	747	464	1,263	1,849	1,783	1,793							7,899
Other Areas													
Fixed Route	0	0	0	0	0	0							0
ADA Paratransit	11	4	3	0	1	2							21
Demand Response	145	109	241	121	230	503							1,349
Total Passengers	156	113	244	121	231	505							1,370

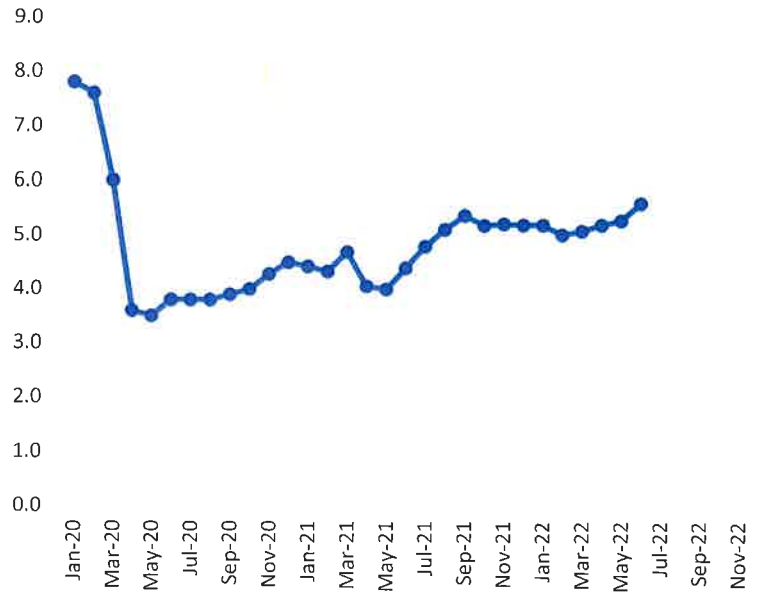
ORT Ridership Totals



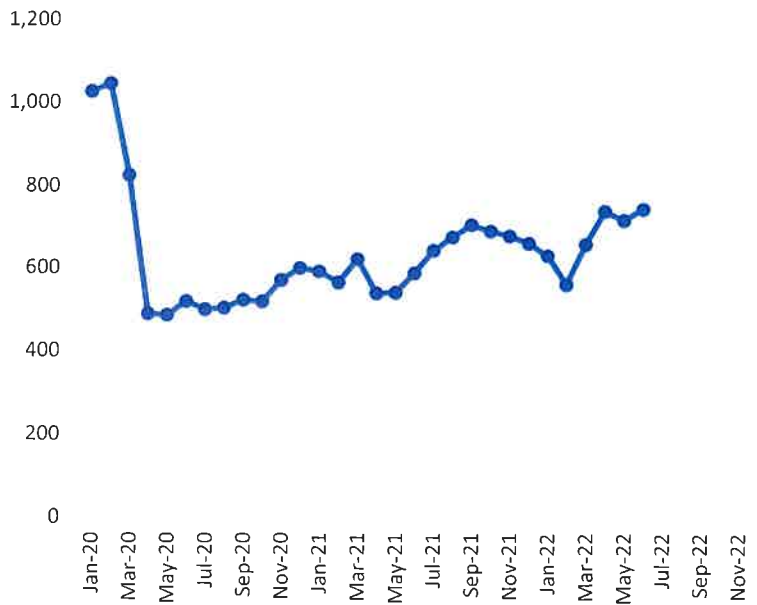
ORT Fixed Route Ridership Trends - January 2020 to Present

Month	Passengers per Revenue Hour	Daily Passengers
Jan-20	7.8	1,025
Feb-20	7.6	1,043
Mar-20	6.0	824
Apr-20	3.6	488
May-20	3.5	485
Jun-20	3.8	518
Jul-20	3.8	499
Aug-20	3.8	503
Sep-20	3.9	522
Oct-20	4.0	518
Nov-20	4.3	569
Dec-20	4.5	598
Jan-21	4.4	590
Feb-21	4.3	564
Mar-21	4.7	621
Apr-21	4.1	538
May-21	4.0	540
Jun-21	4.4	586
Jul-21	4.8	642
Aug-21	5.1	674
Sep-21	5.4	704
Oct-21	5.2	689
Nov-21	5.2	677
Dec-21	5.2	659
Jan-22	5.2	629
Feb-22	5.0	559
Mar-22	5.1	657
Apr-22	5.2	737
May-22	5.3	716
Jun-22	5.6	743
Jul-22		
Aug-22		
Sep-22		
Oct-22		
Nov-22		
Dec-22		

Passengers per Revenue Hour



Daily Passengers

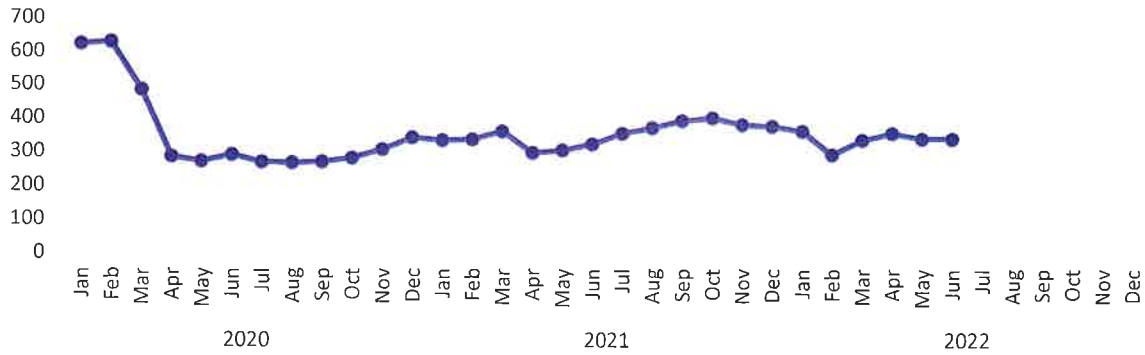


City of Fayetteville Fixed Routes

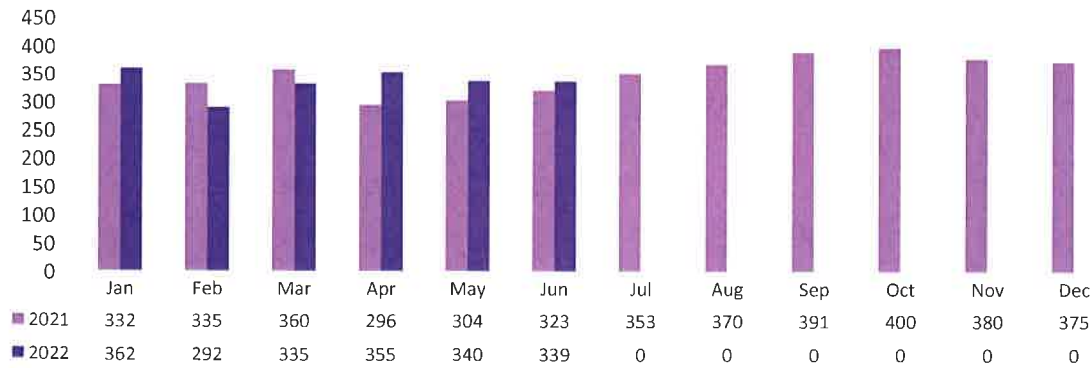
June 2022

Route	Days		Passengers			Revenue Hours			Passengers per Hour	
	Jun	2022	Daily	Jun	2022	Daily	Jun	2022	Jun	2022
10-1	22	124	163	3,585	19,311	13.0	286	1,589	12.5	12.2
10-2	4	42	20	81	1,373	10.0	40	373	2.0	3.7
10	22	124	163	3,585	19,311	13.0	286	1,589	12.5	12.2
20	22	124	143	3,139	18,215	13.5	297	1,649	10.6	11.0
F1	22	90	30	660	2,286	12.5	275	1,105	2.4	2.1
30	0	34	0	0	849	0	0	438	0	1.9
Total			336	7,384	40,661	39.0	858	4,780	8.6	8.5

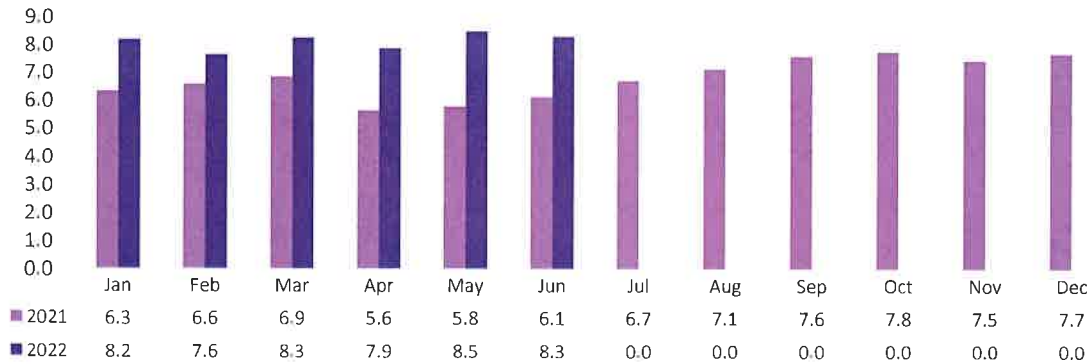
Average Daily Passengers



City Routes Daily Passengers



City Routes Passengers per Revenue Hour

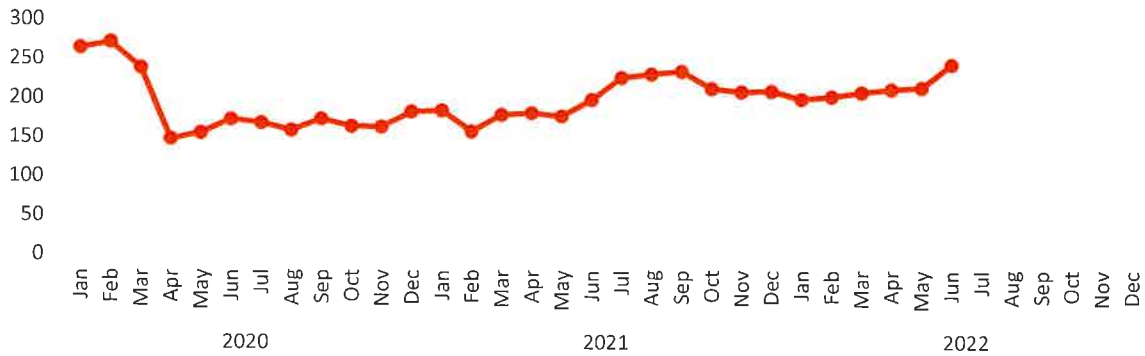


City of Springdale Fixed Routes

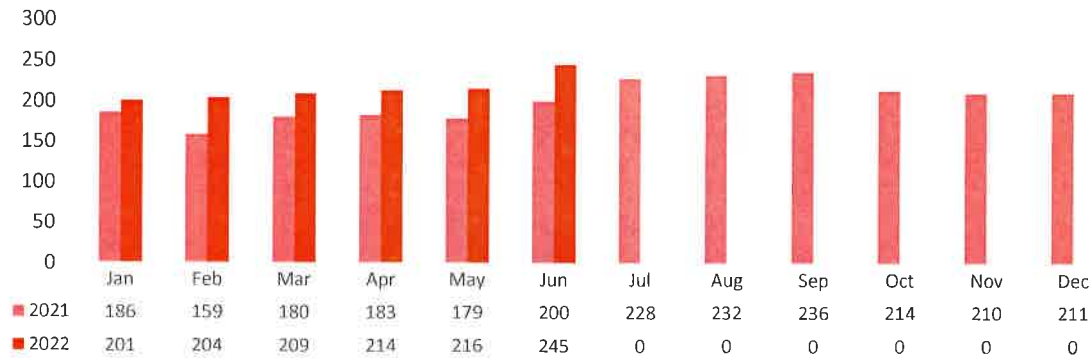
June 2022

Route	Days		Passengers			Revenue Hours			Passengers per Hour	
	Jun	2022	Daily	Jun	2022	Daily	Jun	2022	Jun	2022
61	22	124	116	2,546	12,625	13.0	286	1,591	8.9	7.9
62	22	124	105	2,318	11,823	13.6	299	1,650	7.8	7.2
63	22	122	24	527	2,257	8.0	176	970	3.0	2.3
Total			245	5,391	26,705	34.6	761	4,211	7.1	6.3

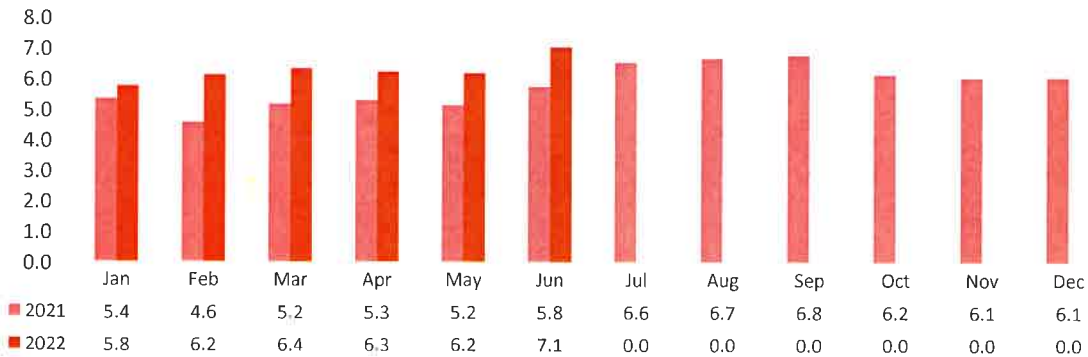
Average Daily Passengers



City Routes Daily Passengers

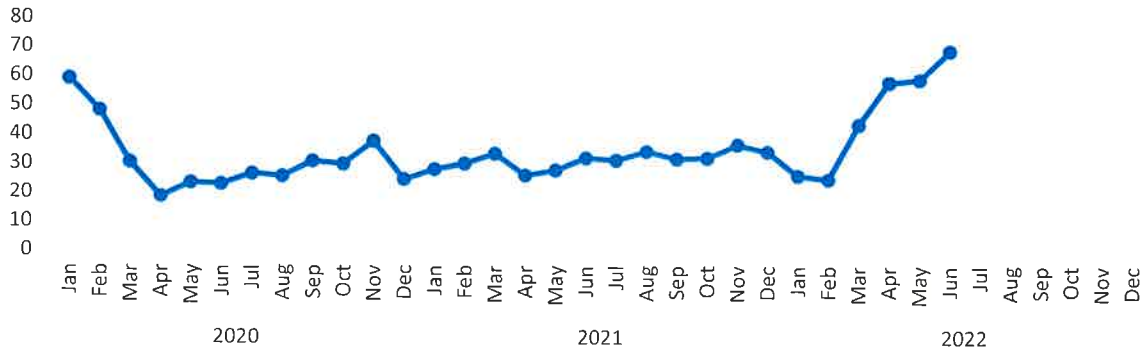


City Routes Passengers per Revenue Hour

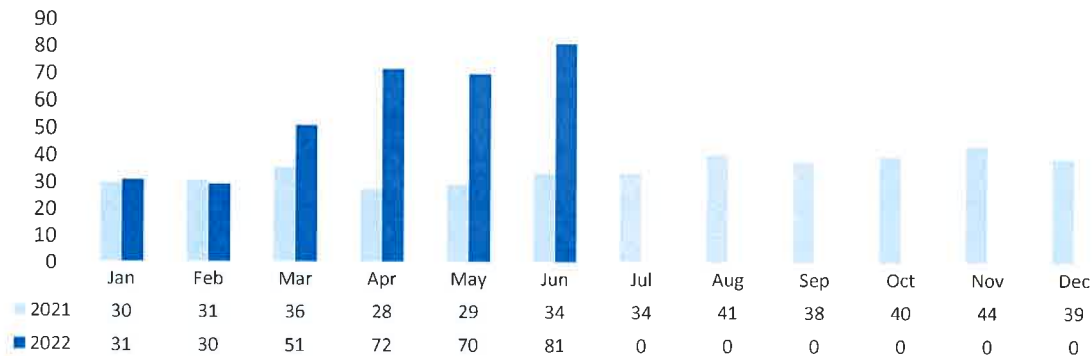


Route	Days		Passengers			Revenue Hours			Passengers per Hour	
	Jun	2022	Daily	Jun	2022	Daily	Jun	2022	Jun	2022
R1	26	108	37	974	3,178	11.2	291	1,178	3.3	2.7
R2	25	107	33	814	2,832	11.1	278	1,168	2.9	2.4
ODT1	0	40		0	575		0	445		1.3
ODT2	0	31		0	483		0	360		1.3
Total			70	1,788	7,068	22.3	569	3,151	3.1	2.2

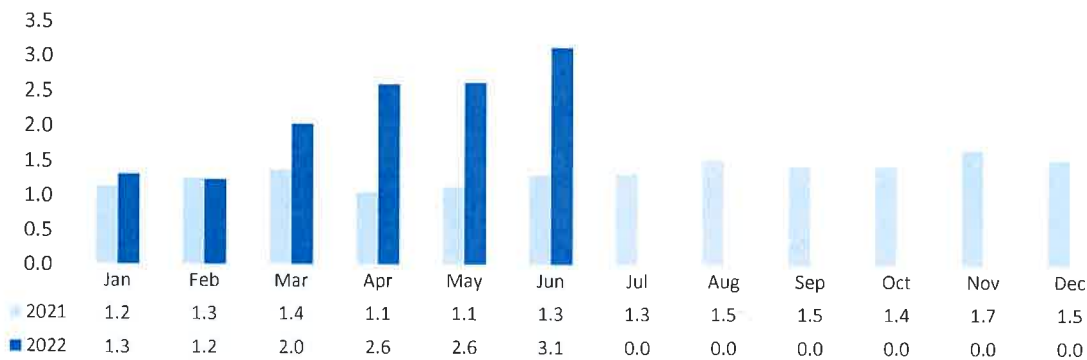
Average Daily Passengers



City Routes Daily Passengers



City Routes Passengers per Revenue Hour

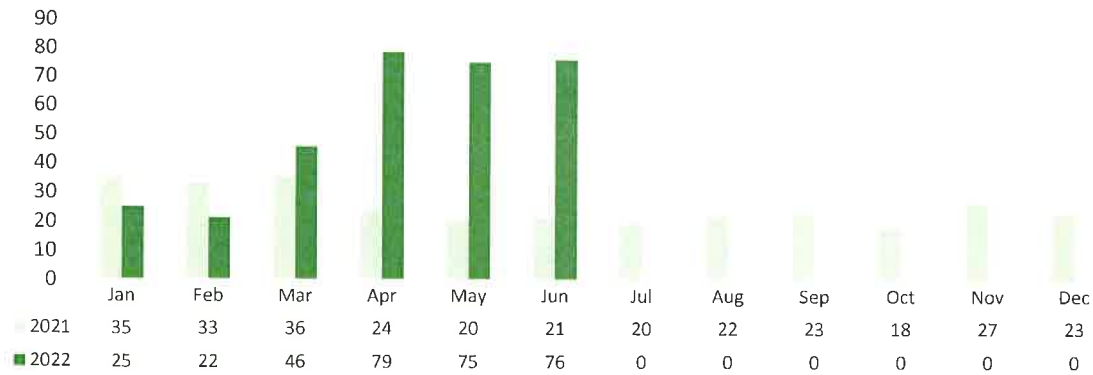


Route	Days		Passengers			Revenue Hours			Passengers per Hour	
	Jun	2022	Daily	Jun	2022	Daily	Jun	2022	Jun	2022
B1	26	107	32	824	2,971	12.3	320	1,306	2.6	2.3
B2	26	107	33	845	3,013	12.1	315	1,282	2.7	2.3
11	0	34		0	841		0	306		2.7
Total			64	1,669	6,825	24.4	635	2,894	2.6	2.4

Average Daily Passengers



City Route Daily Passengers



City Route Passengers per Revenue Hour

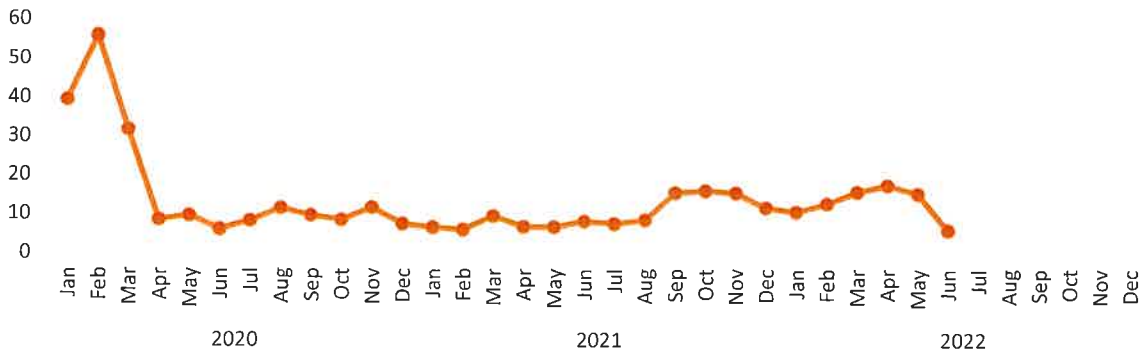


490 Express Route

June 2022

Route	Days		Passengers			Revenue Hours			Passengers per Hour	
	Jun	2022	Daily	Jun	2022	Daily	Jun	2022	Jun	2022
490	5	105	6	30	1,496	9.9	50	623	0.6	2.4
Total			6	30	1,496	10	50	623	0.6	2.4

Average Daily Passengers



Passenger Boardings by City
YTD through June

Benton County	2022				2021			
	Fixed Route	ADA Paratransit	Demand Response	Total	Fixed Route	ADA Paratransit	Demand Response	Total
Avoca	0	0	0	0	0	0	0	0
Bella Vista	0	0	0	0	0	0	2	2
Benton County	0	0	0	0	0	0	11	11
Bentonville	7,200	568	131	7,899	3,697	966	311	4,974
Bethel Heights	0	0	0	0	0	0	0	0
Cave Springs	0	0	0	0	0	0	0	0
Centerton	0	0	1	1	0	0	6	6
Garfield	0	0	0	0	0	0	0	0
Gravette	0	0	0	0	0	0	0	0
Little Flock	0	0	0	0	0	0	0	0
Lowell	0	21	6	27	0	11	39	50
Pea Ridge	0	0	1	1	0	0	3	3
Rogers	7,443	775	174	8,392	4,080	1,078	329	5,487
Siloam Springs	0	0	0	0	0	0	0	0
Total	14,643	1,364	313	16,320	7,777	2,055	701	10,533

Washington County	2022				2021			
	Fixed Route	ADA Paratransit	Demand Response	Total	Fixed Route	ADA Paratransit	Demand Response	Total
Elkins	0	0	0	0	0	0	0	0
Farmington	0	0	2	2	0	0	11	11
Fayetteville	42,407	1,162	292	43,861	40,213	1,166	365	41,744
Goshen	0	0	0	0	0	0	0	0
Greenland	0	0	0	0	0	0	0	0
Johnson	0	0	0	0	0	0	0	0
Lincoln	0	0	0	0	0	0	0	0
Prairie Grove	0	0	0	0	0	0	0	0
Springdale	27,078	1,774	348	29,200	22,636	1,468	272	24,376
Washington County	0	0	1	1	0	0	1	1
West Fork	0	0	0	0	0	0	5	5
Total	69,485	2,936	643	73,064	62,849	2,634	654	66,137

Carroll County	2022				2021			
	Fixed Route	ADA Paratransit	Demand Response	Total	Fixed Route	ADA Paratransit	Demand Response	Total
Berryville	0	0	1,260	1,260	0	0	1,108	1,108
Carroll County	0	0	37	37	0	0	110	110
Eureka Springs	0	0	37	37	0	0	0	0
Green Forest	0	0	4	4	0	0	7	7
Total	0	0	1,338	1,338	0	0	1,225	1,225

Madison County	2022				2021			
	Fixed Route	ADA Paratransit	Demand Response	Total	Fixed Route	ADA Paratransit	Demand Response	Total
Huntsville	0	0	0	0	0	0	0	0
Madison County	0	0	0	0	0	0	0	0
Total	0	0	0	0	0	0	0	0

Grand Total	2022				2021			
	Fixed Route	ADA Paratransit	Demand Response	Total	Fixed Route	ADA Paratransit	Demand Response	Total
Grand Total	84,128	4,300	2,294	90,722	70,626	4,689	2,580	77,895